



# CHADRON STATE COLLEGE

## FACT BOOK

ACADEMIC YEAR 2023-2024

## Foreword

---

The 2023-2024 edition of the Chadron State College Fact Book presents data relating to enrollment, graduates, demographics, and faculty and staff for the Fall, Spring, and Summer semesters. The Fact Book serves the following purposes:

- To provide data that may assist the administration in planning and decision making.
- To give the college community an overview of the students and personnel, along with a profile of the college.
- To serve as a reference document that answers many of the most often asked questions about the college.

Produced by:

Chadron State College Institutional Research

Publication Date

November 2025



# TABLE OF CONTENTS

## General Information

---

General Information	1
Primary and Program Accreditation	3
Guiding Principles	
Legislative Authority	5
Vision Statement	6
Mission Statement	6
Master Academic Plan	6
Strategic Planning	6
Nondiscrimination and Equal Opportunity	
Equal Education and Employment Policy	7
Equal Opportunity	7
History of Chadron State College	8
Service Area	9
About the Community	10
Population	11
County Age and Sex	11
Racial Makeup of Chadron	11

## The State of The College

---

Greetings from the President	13
------------------------------	----

## Administration and Faculty

---

NSCS Board of Trustees	15
College Presidents	
About the President	16
Past Presidents	17
Organizational Chart	18
Academic Departments	19
Faculty and Staff Profile	
Instructional Faculty by Gender and Ethnicity	20
Instructional Faculty Service Years	20
Non-Instructional Staff by Occupational Category	20

## New Student Information

---

New Freshman Enrollment	
New Freshman Enrollment Five Year Period	22
New Freshman Enrollment by Ethnicity Five Year Period	22
Five Year Percent Change in Freshman Enrollment	22



# TABLE OF CONTENTS

---

New Freshman Class Profile	
Freshman Class Percent In-State/Out-of-State Five-Year Period	23
First Generation Student Enrollment Five Year Period	23
Geographical Data of Freshman Class	24
Fall Freshman Class ACT Composite Score Headcount Five Year Period	25
Fall Freshman Class ACT Composite Score Range Five Year Period	26
Fall Freshman Class ACT Composite Score Range Percent of Class Five Year Period	26
Fall Freshman Class Profile Summary High School Class Rank Five Year Period	27
Fall Freshman Class Profile Summary High School Class Size Five Year Period	27
Applications and Enrollment	28
Entering Freshman Students	28
New Transfer Enrollment	
New Transfer Enrollment Five Year Period	29
New Transfer Enrollment by Ethnicity Five Year Period	29
Five Year Percent Change in New Transfer Enrollment	29
New Graduate Enrollment	
New Graduate Enrollment Five Year Period	30
New Graduate Enrollment by Ethnicity Five Year Period	30
Five Year Percent Change in New Graduate Enrollment	30
New Graduate Enrollment by Program Fall 2023	31

## Enrollment

---

Fall Enrollment Quick Facts	33
Geographical Distribution	
Fall Headcount Enrollment by State	34
Distance Enrollment Geographical Distribution	34
Total Enrollment	
Total Headcount Enrollment Ten Year Period	35
Total Headcount Enrollment by Ethnicity Ten Year Period	35
Ten Year Percent Change in Total Headcount Enrollment	35
Fall End of Term Headcount Enrollment Ten Year Period	36
End of Term Enrollment Fall, Spring, and Summer Semesters Ten Year Period	36
Full-Time Enrollment	
Full-Time Enrollment Ten Year Period	37
Full-Time Enrollment by Ethnicity Ten Year Period	37
Ten Year Percent Change in Full-Time Enrollment	37
Part-Time Enrollment	
Part-Time Enrollment Ten Year Period	38
Part-Time Enrollment by Ethnicity Ten Year Period	38
Ten Year Percent Change in Part-Time Enrollment	38
Undergraduate Enrollment	



# TABLE OF CONTENTS

---

Undergraduate Enrollment Ten Year Period	39
Undergraduate Enrollment by Ethnicity Ten Year Period	39
Ten Year Percent Change in Undergraduate Enrollment	39
Undergraduate Distance Enrollment Five Year Period	40
Five Year Percent Change in Undergraduate Distance Enrollment	40
Undergraduate Degree Seeking Enrollment Five Year Period	41
Undergraduate Non-Degree Seeking Enrollment Five Year Period	41
Five Year Percent Change in Undergraduate Degree Seeking and Non-Degree Seeking Enrollment	41
<b>Graduate Enrollment</b>	
Graduate Enrollment Ten Year Period	42
Graduate Enrollment by Ethnicity Ten Year Period	42
Ten Year Percent Change in Graduate Enrollment	42
Graduate Distance Enrollment Five Year Period	43
Five Year Percent Change in Graduate Distance Enrollment	43
Graduate Degree Seeking Education Enrollment Five Year Period	44
Graduate Non-Degree Seeking Enrollment Five Year Period	44
Five Year Percent Change in Graduate Degree Seeking Enrollment and Non-Degree Seeking Enrollment	44
<b>Male Enrollment</b>	
Male Enrollment Ten Year Period	45
Male Enrollment by Ethnicity Ten Year Period	45
Ten Year Percent Change in Male Enrollment	45
<b>Female Enrollment</b>	
Female Enrollment Ten Year Period	46
Female Enrollment by Ethnicity Ten Year Period	46
Ten Year Percent Change in Female Enrollment	46
<b>International Student Enrollment</b>	
International Enrollment Ten Year Period	47
Ten Year Percent Change in International Enrollment Fall 2008-Fall 2017	47

## Student Outcomes

---

<b>Freshman Retention Rate Summary</b>	
All Freshman Students	49
Full-Time Freshman Students	49
Part-Time Freshman Students	49
Full-Time Freshman Students Transitional Student	50
Part-Time Freshman Students Transitional Student	50
<b>Transfer Retention Rate Summary</b>	
All Transfer Students	51



# TABLE OF CONTENTS

---

Full-Time Transfer Students	51
Part-Time Transfer Students	51
Full-Time Transfer Students with Associate Degree	52
Full-Time Transfer Students without Associate Degree	52
Part-Time Transfer Students with Associate Degree	53
Part-Time Transfer Students without Associate Degree	53
Degree-Seeking Graduation Rate Cohort Summary	
First Year, First Time (FTFT) Six Year	54
First Year, First Time (FTFT) Eight Year	54
First Year, Part Time (FYPT) Six Year	55
First Year, Part Time (FYPT) Eight Year	55
Transfer, Full-Time Six Year	56
Transfer, Full Time Eight Year	56
Transfer, Part-Time Six Year	57
Transfer, Part-Time Eight Year	57
Graduate, Full-Time Six Year	58
Graduate, Full-Time Eight Year	58
Graduate, Part-Time Six Year	59
Graduate, Part-Time Eight Year	59
NCAA Graduation Report	
Freshman Cohort Graduation Rates	60
Undergraduate Enrollment Data All Full-Time Baccalaureate-Degree Seeking Students	60
Graduation Rate Data All Students	61
Graduation Rate Data Student Athletes Academic Success Rate	62
<b>Student Engagement</b>	
National Survey of Student Engagement (NSSE)	64
<b>Credit Hour Production</b>	
General Admission Information	
Civility	66
Class Attendance and/or Participation Policy	66
Definitions of Course Formats	
Classroom-Based Courses	67
Distance-Education Courses	67
Dual-Credit (ACES) Courses	67
Additional Location Courses	68
Full-Time Equivalent Enrollment	
Fall End of Term Full-Time Equivalent Enrollment Ten Year Period	69
Student-to-Faculty Ratio Seven Year Period	69
Credit Hour Production	



# TABLE OF CONTENTS

---

School of Business, Mathematics, and Science Five Year Period	70
School of Liberal Arts Five Year Period	71
School of Professional Studies and Applied Sciences Five Year Period	72
Academic Review Program Summary	
Fall Semester Majors Headcount Undergraduate Studies Five Year Period	73
Fall Semester Majors Headcount Graduate Studies Five Year Period	74

## Degrees Conferred

---

Degrees Conferred	
Total Degree Completions Ten Year Period	76
Degree Completions Current Year	76
Degrees Conferred by Program	77
Bachelor Degrees Conferred by Gender Ten Year Period	78
Master Degrees Conferred by Gender Ten Year Period	78
Bachelor Degrees Conferred by Age	79
Master Degrees Conferred by Age	79
Bachelor Degrees Conferred	
Bachelor Degrees Conferred by Ethnicity Five Year Period	80
Bachelor Degrees Conferred by Ethnicity Ten Year Period	80
Ten Year Percent Change in Bachelor Degrees Conferred	80
Master Degrees Conferred	
Master Degrees Conferred by Ethnicity Five Year Period	81
Master Degrees Conferred by Ethnicity Ten Year Period	81
Ten Year Percent Change in Master Degrees Conferred	81

## Graduates

---

Office of Career and Academic Planning Services	
Career Fair Attendance	83
Teacher Interview Day Attendance Ten Year Period	83

## Financial Resources

---

Financial Aid	
Federal Grants	85
Work Study	85
Federal Direct Student Loans	85
Federal Aggregate Student Loan Limits	86
Federal Parent PLUS Loan	86
Assistance to Nebraska Residents	87
Project Strive/TRIO Programs	87
Scholarships	87



# TABLE OF CONTENTS

---

## Undergraduate Financial Aid

Financial Aid Full-Time First-Time Undergraduate Students	88
Grants or Scholarship Aid Undergraduate Students	88
Military Servicemembers and Veteran's Benefits	88

## Campus Activities

---

### Athletics

Varsity Athletes Final Roster Numbers	90
Student Athletes by Men's Sport and Academic Plan	91
Student Athletes by Women's Sport and Academic Plan	92

## Facilities

---

Campus Map	94
Campus Housing	95
Campus Facilities	
Administrative Services Facilities	99
Student Services Facilities	99
Academic Facilities	99
Athletic & Recreation Facilities	101
Campus Support Facilities	103
Other Buildings	103
C-Hill	104
Library Learning Commons Reta E. King Library	105

## Alumni and Foundation

---

Alumni Geographical Distribution	107
Notable Alumni	108

## Tables and Schedules

---

Academic Calendar	
Fall Term	110
Spring Term	111
Summer Term	112
Flat Rate Tuition Schedule	
Undergraduate Flat Rate	113
Graduate Flat Rate	113
On-Campus Undergraduate Fee Schedule	
Undergraduate/Resident	114
Undergraduate/Non-Resident	114
On-Campus Graduate Fee Schedule	
Graduate/Resident	114



# TABLE OF CONTENTS

---

Graduate/Non-Resident	114
Off-Campus Undergraduate Fee Schedule	
Undergraduate/Resident	115
Undergraduate/Non-Resident	115
Off-Campus Graduate Fee Schedule	
Graduate/Resident	116
Graduate/Non-Resident	116
Dual Enrollment Fee Schedule	117
Description of Fees	118
Estimated Cost of Attendance	
Financial Aid Need	119
Receiving Outside Scholarships/Sources	119
College Is Affordable	119
Undergraduate	120
Graduate	120
Housing and Meal Plan Rates	
Housing Rates	121
Meal Rates	121
<b>Glossary</b>	
Glossary	124



# General Information

2023-2024 Fact Book



## GENERAL INFORMATION

---

Chadron State College  
(308) 432-6000  
[www.csc.edu](http://www.csc.edu)

MASCOT  
Eagle

COLORS  
Cardinal & White

As a public institution with its roots in teacher education, Chadron State takes pride in its accessibility. The curriculum has grown to offer programs and courses in 51 undergraduate (bachelors) programs, nine graduate (masters) programs and three certificate programs.

CSC's academic areas are divided into the School of Business, Mathematics and Science; the School of Liberal Arts; and the School of Professional Studies and Applied Sciences. Pre-professional programs are offered for careers such as law and health professions.

CSC is the only four-year and graduate degree-granting college in western Nebraska. It is accredited by the Higher Learning Commission.

Chadron State College is authorized by the Nebraska Legislature to offer undergraduate programs, master-level programs, and the educational specialist program. Continuation and development of applied research and public service activities are additional, legislatively mandated priorities.

The 281-acre campus features 30 buildings, five of which are listed in the National Register of Historic Places, providing over one million square feet of floor space. These buildings house classrooms, laboratories, and research facilities across various locations. Recent construction projects include the renovation and expansion of the Math Science Center of Innovative Learning, the addition of the Dr. Frank F. Ferguson Track and Field Press Box and outdoor track, and the addition of the Con Marshall Press Box in the Don Beebe Stadium at Elliott Field. Other facility additions include the Chicoine Center, the Rangeland Complex (which includes the Rangeland Teaching Lab and Coffee Agriculture Pavilion) and the Eagle Ridge student housing buildings. These updates ensure that campus remains up-to-date and continues to foster a positive learning environment.



## GENERAL INFORMATION

---

### Primary and Program Accreditation

Chadron State College is accredited by the Higher Learning Commission (HLC) (230 South LaSalle Street, Suite 7-500, Chicago, Illinois 60604; 1-800-621-7440) to confer residential and online baccalaureate degrees, the Master of Education degree, the Master of Arts in Education degree, the Master of Business in Administration degree, and the Master of Science in Organizational Management degree.

Chadron State College has attained the following specialized accreditations:



#### **BUSINESS**

The degree programs offered by the CSC Business Academy have been accredited by the Accreditation Council for Business Schools and Programs (ACBSP), a professional accreditation agency. The ACBSP emphasizes teaching excellence. Such accreditation matches CSC's central purpose as a learner-centered institution.



#### **MUSIC DEPARTMENT**

The CSC Music Department has earned specialized accreditation through the National Association of Schools of Music (NASM). The announcement was made at the NASM annual meeting in Dallas, Texas, in November 2016. The address of NASM is: 11250 Roger Bacon Drive, Suite 21, Reston, VA 20190-5248. The phone number is 703-437-0700.

#### **SOCIAL WORK**

The CSC Social Work program is accredited by CSWE. The **Council on Social Work Education (CSWE)** is a nonprofit national association recognized by the Council for Higher Education Accreditation as the sole accrediting agency for social work education in this country. CSWE accreditation is required for CSC graduates if they intend to be certified in the State of Nebraska and wish to practice as social workers.



#### **TEACHER EDUCATION**

The Council for Accreditation of Educator Preparation (CAEP), formerly the National Council for Accreditation of Teacher Education (NCATE), advances excellence in educator preparation through evidence-based accreditation that assures quality and supports continuous improvement to strengthen P-12 student learning. CAEP consolidated NCATE and the Teacher Education Accreditation Council (TEAC) creating the Council for the Accreditation of Educator Preparation which is recognized by the Council for Higher Education Accreditation (CHEA).

In addition, the Education Program is formally accredited through the State of Nebraska's Department of Education.

#### **CHILD DEVELOPMENT CENTER**



CSC operates a Child Development Center as a community service and as a laboratory for students planning to work professionally with young children. This Center is accredited through the National Association for the Education of Young Children (NAEYC), which sets standards for early childhood educational programs.

*Source: <https://www.csc.edu/about/mission-vision-and-accreditation/> 9/17/24*



## GENERAL INFORMATION

---

### Primary and Program Accreditation

#### STRENGTH AND CONDITIONING

Chadron State College Strength and Conditioning Program is accredited by the Council on Accreditation of Strength and Conditioning Education (CASCE), a recognized authority in quality strength and conditioning education. This accreditation demonstrates our commitment to upholding the highest standards of quality and excellence in our strength and conditioning program. Our curriculum, faculty, and facilities have undergone rigorous evaluation to ensure that we provide students with the knowledge, skills, and practical experience necessary to excel in the field of strength and conditioning and keep athletes safe.



#### COUNSELOR EDUCATION

The Clinical Mental Health Counseling master's degree program is accredited by the Council for Accreditation of Counseling and Related Educational Programs (CACREP). The CACREP accredited program has been evaluated against standards set by the counseling profession. The number of credit hours, rigor of student internships and practicums, expertise of faculty, and professionalism of the program have all been reviewed and found to be in alignment with best practices and professional standards. For information, please refer to the CACREP.org website.

The School Counseling master's degree program is accredited by The Council for Accreditation of Educator Preparation (CAEP). CAEP advances excellence in educator preparation through specialized evidence-based accreditation that assures quality and supports continuous improvement to strengthen Pk-12 student learning and educational endorsements. For information, please refer to the caepnet.org website.





### Guiding Principles

#### LEGISLATIVE AUTHORITY

Priorities for Nebraska State Colleges are identified by the State Coordinating Commission for Postsecondary Education (CCPE). The programmatic service areas for Chadron State College, as defined in statute, include:

- The first instructional priority is the provision of baccalaureate general academic, occupational, and education degree programs;
- The second instructional priority is to provide master's programs in education and other disciplines authorized by statute or by the Commission;
- The third instructional priority includes applied research, public service activities, and continuing education activities that serve their individual geographic service areas.

The Commission further defines Chadron State College's programmatic service as a Master's (comprehensive) College/University I. Carnegie classification. CSC's programmatic service area includes baccalaureate-level liberal arts, occupational degree programs, and professional degree programs in education.

- The primary focus of Chadron State College's educational programs is high-quality, comprehensive undergraduate programs, leading to baccalaureate degrees in arts and sciences, business, and teacher education, all of which are enhanced by a coherent general education program.
- Chadron State College's baccalaureate degree programs reflect the needs of its service area and the priorities of the State College Board of Trustees.
- Chadron State College offers the Master of Education, the Educational Specialist, and the Master of Business Administration degrees.

Like Peru State College and Wayne State College, CSC's two sister schools, Chadron State is a regional institution dedicated to teaching, research, and community service. All three schools serve an individually defined geographical region.



### Guiding Principles

#### VISION STATEMENT

Chadron State College aspires to continue as a learner-centered institution. We are committed to students through our focus on continuous improvement and excellence in teaching, applied scholarship, and service.

#### MISSION STATEMENT

Chadron State College delivers experiences that foster knowledgeable and engaged leaders and citizens to enrich the High Plains region and beyond.

#### MASTER ACADEMIC PLAN (MAP)

CSC's Master Academic Plan (MAP) is a four-year plan that was developed in Fall 2013 and rolled out in Spring 2014. The MAP serves the purpose of molding and sustaining a high quality and cost-effective learning experience that differentiates Chadron State College from other institutions of higher learning.

The MAP also includes the following plans of action:

- Continue to implement and improve the Essential Studies Program (ESP)
- Define, develop, and promote co-curricular experiences that foster student engagement
- Create and implement a strategic vision for teaching and learning technologies (TLT) – the Library Learning Commons (LLC) and TLC
- Evaluate campus-wide processes for recruitment, retention, and advising as well as recommend a plan
- Study, create, and implement a strategic vision for the Graduate Studies Program
- Evaluate campus-wide processes for faculty and staff recruitment and retention as well as recommend a plan.

#### STRATEGIC PLANNING

Chadron State 2030, the college's collection of strategic plans, comprises the Master Academic Plan, the Campus Master Plan, and Next Horizon, the Chadron State Foundation's comprehensive campaign.

The 2019-23 MAP - People, Purpose, and Place - builds upon its predecessor, the 2014-18 MAP, and is the centerpiece of Chadron State 2030.

The 2014-18 MAP reaffirmed the Essential Studies Program (ESP) philosophy and the Graduate Studies Program purpose and deliberately advanced selected 2011-14 Intentional Initiatives. The purpose of 2014-2018 MAP also included efforts to differentiate CSC, reduce the possibility of drifting from one initiative to another, improve communication through shared understanding, advance alignment of campus-wide resources, and incorporate a practical and flexible plan that responds to emerging opportunities and challenges.

Sources: <https://www.csc.edu/map/> 9/18/24

<https://www.csc.edu/about/mission-vision-and-accreditation/> 9/18/24

<https://www.csc.edu/president/chadron-state-2030/> 9/18/24



## Nondiscrimination and Equal Opportunity

### EQUAL EDUCATION AND EMPLOYMENT POLICY

Chadron State College is committed to an equal-opportunity program to encourage admission and employment, and to provide procedures that will assure equal treatment of all students and employees. The College administers its academic and employment programs and related supporting services in a manner that does not discriminate on the basis of gender, race, color, national origin, age, religion, disability, sexual orientation, gender identity, or marital status. Its policies are consistent with nondiscriminatory policy that includes Title VII of the Civil Rights Act of 1964, as amended; Title IX of the Educational Amendments of 1972, as amended; and Sections 503 and 504 of the Rehabilitation Act of 1973. The College’s written policy regarding the Americans with Disabilities Act (ADA) may be reviewed in the office of the Director of Human Resources or in the Library Learning Commons, along with the provisions of the Americans with Disabilities Act, and the rights provided.

The following positions have been designated to coordinate compliance with the nondiscrimination requirements contained in Section 35.107 of the Department of Justice regulations:

- |                                    |  |
|------------------------------------|--|
| Program access:<br>(308) 432-6203  | Vice President of Academic Affairs, Sparks Hall            |
| Physical access:<br>(308) 432-6202 | Vice President for Administration and Finance, Sparks Hall |
| Employee access:<br>(308) 432-6224 | Associate Vice President of Human Resources, Sparks Hall   |

### EQUAL OPPORTUNITY

Chadron State College is an equal opportunity institution. CSC does not discriminate against any student, employee or applicant on the basis of race, color, national origin, sex, sexual orientation, gender identity, disability, religion, or age in employment and education opportunities, including but not limited to admission decisions. Inquiries regarding non-discrimination policies and practices may be directed to:

Amee Diers,  
Title VI, VII, Compliance Coordinator  
Chadron State College  
1000 Main St.  
Chadron, NE 69337  
Telephone: 308-432-6224  
Email: [adiers@csc.edu](mailto:adiers@csc.edu)

Morgan Cullan  
Title IX Compliance Coordinator  
Chadron State College  
1000 Main St.  
Chadron, NE 69337  
Telephone: 308-430-0980  
Email: [titleixcoordinator@csc.edu](mailto:titleixcoordinator@csc.edu)

*Sources: <https://app.policyiq.com/ChadronStateCollege/Content/View/3443?Key=c320bad9-cae1-4820-bac1-ec7a3b6d69ba> 9/17/24  
<https://www.csc.edu/hr/9/18/24>*



### History of Chadron State College

Chadron State College is an open-admissions public institution committed to teaching and learning. Intentional dedication to meaningful instructional experiences, practices, and connections have always been the college's primary focus. Student-centered learning is conducted within a community of learners.

Chadron State College, founded in 1911, began as a school that primarily prepared teachers. The institution has evolved into offering a strong undergraduate baccalaureate general education in pre-professional programs in a variety of disciplines. The undergraduate offerings are complemented with a limited number of master's programs in education (1956), business (1984), and organizational management (2006). Within the Carnegie classification of institutions in higher education Chadron State College is under the category of Master's Colleges and Universities -- Medium Programs. Chadron State College has consistently maintained accreditation with the Higher Learning Commission and selected subject-oriented specialized accrediting agencies. Chadron State College is accredited by the Higher Learning Commission (<https://www.hlcommission.org>), a regional accreditation agency recognized by the U.S. Department of Education.

Chadron State College is the only four-year college serving the western half of Nebraska. The region served is the nexus of western Nebraska, High Plains, and the Frontier and Remote (FAR) communities. Chadron and other towns in the college's service region are classified as FAR level three communities because of the distance from an area of more than 10,000 people. Only about 1.4% of the U.S. population resides in FAR level three communities.

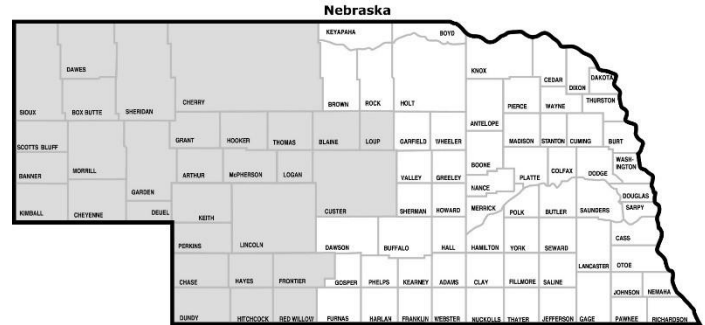
CSC has a special cultural and economic component to its regional role. A strong sense of community, resilience to adversity, and a practical approach have embodied the character of the college and region for more than a century.



## GENERAL INFORMATION

### Service Area

Geographically, CSC services an area larger than the states of New Jersey, Connecticut, Rhode Island, Delaware, and most of Massachusetts, combined. Our service region encompasses 30 counties, including nearly 49,000 square miles, covering vast expanses and limited services. Twenty-six school districts (excluding Class I school districts) are located within the Chadron State College service region (Chadron State College List, 2004). Denver, Colorado is the closest major city and is located approximately 300 miles southwest of Chadron. The Nebraska State Capital is located in Lincoln, about 425 miles to the east. Figure OI.2 illustrates CSC’s legislatively designated Nebraska service region, as well as CSC’s expanded “operating” service area.



As a result of these geographic parameters and the politically-defined service region, Chadron State College strives to provide appropriate educational services to a region defined by sparse population as well as restricted economic base. We embrace this challenge, serving our region through creative and innovative mechanisms to ensure access to quality educational offerings.



### About the Community

Chadron is located at the foot of the Pine Ridge in Northwest Nebraska. The Pine Ridge lies to Chadron's south and east, characterized by steep cliffs, ravines, buttes, and ponderosa pine forests. Nebraska's first State Park, Chadron State Park, is located just 8 miles south of Chadron, and much of the Pine Ridge is open to the public as part of the Nebraska National Forest. North and west of Chadron lies a vast expanse of treeless prairie.

Native American tribes were the original inhabitants of the area. The first Europeans to arrive were not generally permanent settlers. They were mountain men, and fur traders, and a trading post south of Chadron, managed by Louis Chartran is what, through spelling changes, gave Chadron Creek, and thereby the city of Chadron its present name. Another nearby trading post, the Bordeaux fur trading post, built in 1845-1846, is the present home of the Museum of the Fur Trade. Chadron is proud of its Fur Trading history, and every July Chadron's fur trading heritage is put on display during Fur Trade Days.

The current town site of Chadron was formally established in 1885 as a town on the Fremont, Elkhorn, and Missouri Valley Railroad. The town grew very quickly, and in a few years had a population of over 2,000. In 1893 a lack of rain caused a panic because crops were failing. In order to offset the panic a 1,000-mile horse race from Chadron to Chicago was organized and held, which created positive publicity for the town. Unfortunately, the positive publicity was not enough to immediately turn around Chadron's fortunes. However, in 1910 Chadron's fortunes changed for the better as Chadron was named the site of Nebraska's new state normal school. The school eventually became Chadron State College, one of three colleges in Nebraska's State College System, and the largest 4-year college in western Nebraska.

Although Chadron went through another hard time during the great depression, it fared better than many western Nebraska towns, and it has a strong economy in the present day. In 1965 the Pine Ridge Job Corps was established near Chadron, and in 1966 the National Forest Service moved its office from Lincoln to Chadron as well. Although Chadron still faces many of the problems that are characteristic of rural America, the future looks bright with new economic opportunities in recreation and travel, and a broader based economy than many other western Nebraska towns.

Fun Fact: Chadron was first named O'Linn for its founder Fannie O'Linn.

Fun Fact: In the Lakota Language, Chadron is known as *čhápa wakpá othújwahe*, meaning "beaver river city".

Fun Fact: World Champion Buffalo Chip Throw is held in Chadron in July during the Annual Fur Trade Days festival.



# GENERAL INFORMATION

---

## About the Community

### POPULATION

	2020 Census	2023 (Est)	Percent Change
<b>Chadron</b>	5,206	5,145	-1.2%
<b>Dawes County</b>	8,199	8,133	-0.8%

Source: <https://www.census.gov/quickfacts/fact/table/chadroncitynebraska,dawescountynebraska/PST045223> 9/18/24

### 2023 COUNTY AGE AND SEX

Under 5 years	Under 18 years	65 years and over	Female persons
5.6%	18.6%	13.6%	52.5%

Source: <https://www.census.gov/quickfacts/fact/table/chadroncitynebraska#> 9/18/24

### 2023 RACIAL MAKEUP OF CHADRON

White	African American	Native American	Asian	Pacific Islander	Hispanic or Latino	Two or More
88.2%	3.7%	1.6%	1.4%	0.0%	2.8%	5.1%

Source: <https://www.census.gov/quickfacts/fact/table/chadroncitynebraska#> 9/18/24



# The State of The College

2023-2024 Fact Book



## Greetings from the President

Welcome to our beautiful campus. More than a century ago, Chadron State College was founded as a normal teacher's college. Its founding was part of an unprecedented effort to expand access to higher education in the high plains, western Nebraska, and the state.

I am honored and proud to lead Chadron State College as its 12th president. And I am delighted to welcome you to our rich, historic institution, whether you are a prospective student, campus visitor, community member, alum, donor, or friend of the college. We are honored for your interest!

At Chadron State College, our greatest strengths are our: **people, purpose, and place.**

Our commitment to our students, excellence in teaching, applied scholarship, and service are second to none. We value accessible and affordable education, collaboration, diversity and inclusion in people and thought, impactful experiences, innovation, student engagement and learning.

Every day, I am impressed by our exceptional students, faculty, and staff. As a comprehensive, regional public college, CSC plays a key role in:

- Student, faculty, and staff success
- Transformational student experience
- Health and well-being
- Community engagement
- Belongingness and inclusion

Chadron State College has a wonderful story and let's build our future together. I look forward to meeting you in person.

It's time to soar!

Ron K. Patterson  
President

Watch Dr. Patterson's welcome message:

<https://youtu.be/ySNsskGxeBw>



# Administration and Faculty

2023-2024 Fact Book



## NSCS Board of Trustees

Nebraska’s state colleges were established in 1867, when Nebraska became a state and Peru State College became Nebraska’s first public post-secondary institution. The Legislature provided for three more teacher education schools (normal schools), at Kearney in 1903, at Wayne in 1910, and at Chadron in 1911. In 1963, the legislature officially designated these schools as Chadron State College, Peru State College, and Wayne State College. Kearney State College became part of the University of Nebraska system on July 1, 1991.

The Board had its beginnings in an 1867 law. A 1909 act, later declared unconstitutional, created the Normal Board of Education. Through a 1921 constitutional amendment, normal school government was vested in a seven-member board called the Board of Education of State Normal Schools. Normal schools were renamed state schools by the 1936 Legislature. The board's name was changed to its current name in 1969. Later that year, the Legislature made the board a public corporation so it could issue bonds to build dormitories and other student service buildings.

The board has seven members, six of whom are appointed by the governor to six-year terms with legislative approval. The Commissioner of Education serves as an ex-officio member. The governor also appoints annually a non-voting student board member from each of the state colleges.

The Board of Trustees holds public meetings five to eight times a year. Powers of the Board include but are not limited to the following:

- Approves salary and benefits for all system employees.
- Reviews instructional courses and programs offered by the colleges, both on- and off-campus.
- Establishes system-wide tuition and fees annually.
- Inspects the physical properties of the state colleges to ensure they are maintained in good repair and are accessible.
- Approves degrees awarded by colleges.

## MISSION STATEMENT

The Nebraska State College System serves our students, communities and state by providing high quality, accessible educational opportunities.

### NSCS Board of Trustees

John Chaney, Chair  
 Bob Engles, Vice Chair  
 Carter “Cap” Peterson  
 Danny Reynaga  
 Marjean Terrell  
 Jess Zeiss  
 Brian Maher

Matt Blomstedt  
 State Commissioner of Education

Cooper Reichman, Student Trustee  
 Chadron State College

Olivia McAsey, Student Trustee  
 Peru State College

Emma Wilkinson, Student Trustee  
 Wayne State College

*Source: <https://www.nscs.edu/about> 9/18/24*



## College Presidents

### ADMINISTRATIVE CONTACTS

Dr. Ron K. Patterson  
President

Dr. James Powell  
Vice President for Academic Affairs

Kari Gaswick  
Vice President of Finance &  
Administration

Dr. Tracy Welsh  
Interim Vice President of Enrollment  
Management

### ABOUT THE PRESIDENT

Dr. Ron K. Patterson was appointed the 12th president of Chadron State College by the Nebraska State College System Board of Trustees on April 7, 2023.

Patterson came to Chadron State College from the University of North Alabama in Florence. His six-year administrative progression at the University of North Alabama included service as associate



vice president for enrollment management, chief enrollment officer, and chief enrollment officer and special assistant to the president for diversity and inclusion with responsibility for

both enrollment management, academic programs and centers, and diversity and inclusion. Patterson oversaw the development and implementation of a five-year strategic diversity and inclusion plan, development of a diversity course in the general education curriculum cross-listed across two departments, student success and retention, fundraising, university strategic planning, and collaboration with campus stakeholders and legislators on major new construction and renovation projects.

Prior to joining the University of North Alabama, Patterson served for 14 years as an administrator at Marietta College in Ohio, University of Central Arkansas, and University of Tennessee Health Science Center and Christian Brothers University in Memphis. He also spent four years as an assistant men's basketball coach and head men's golf coach at Tusculum College in Greeneville, Tennessee, and Marietta College. Thanks to his 25 years of higher education experience, Patterson has developed a collaborative-servant leader approach who values accessibility and affordability, education, and innovation.

Patterson is a visionary, scholar-practitioner and possesses a wealth of experience in diversity, equity, and inclusion, enrollment management, program and course development, student, faculty and staff development, strategic planning, assessment, and accreditation. An interdisciplinary leader by training, his research focuses on continuous improvement in higher education. Patterson's commitment as a servant leader takes many forms. He has traveled extensively to foster positive relationships between institutions. He has collaborated with governmental agencies in such countries as The People's Republic of China and Democratic Republic of the Congo to enroll students. At the local and regional level, he often volunteers at community-related functions and speaks frequently to civic groups, professional associations, and community agencies and organizations.

Patterson earned a Doctor of Education in Higher Education Administration and Leadership at Creighton University, an Education Specialist degree with a concentration in Community College Administration at Arkansas State University, a Master of Arts at Marietta College, a Bachelor of Science at the University of Tennessee – Southern, and Associate of Arts at Northeast Mississippi Community College. He recently completed professional development offered by American Academic Leadership Institute and Penn State University's Academic Leadership Academy for Academic Administration. Patterson and his wife, Jenny, have two children, Olivia, and Braylon.

Source: <https://www.csc.edu/president/biography/> 9/18/24



### Past Presidents

Joseph Sparks	(1911-1916)
Robert I. Elliott	(1916-1940)
Wiley G. Brooks	(1941-1954)
Barton L. Kline	(1954-1961)
F. Clark Elkins	(1961-1967)
Edwin C. Nelson	(1967-1973)
Larry G. Tangeman	(1973-1975)
Edwin C. Nelson	(1975-1986)
Samuel H. Rankin	(1986-1998)
Thomas L. Krepel	(1998-2005)
Janie C. Park	(2005-2012)
Randy Rhine	(2013-2022)

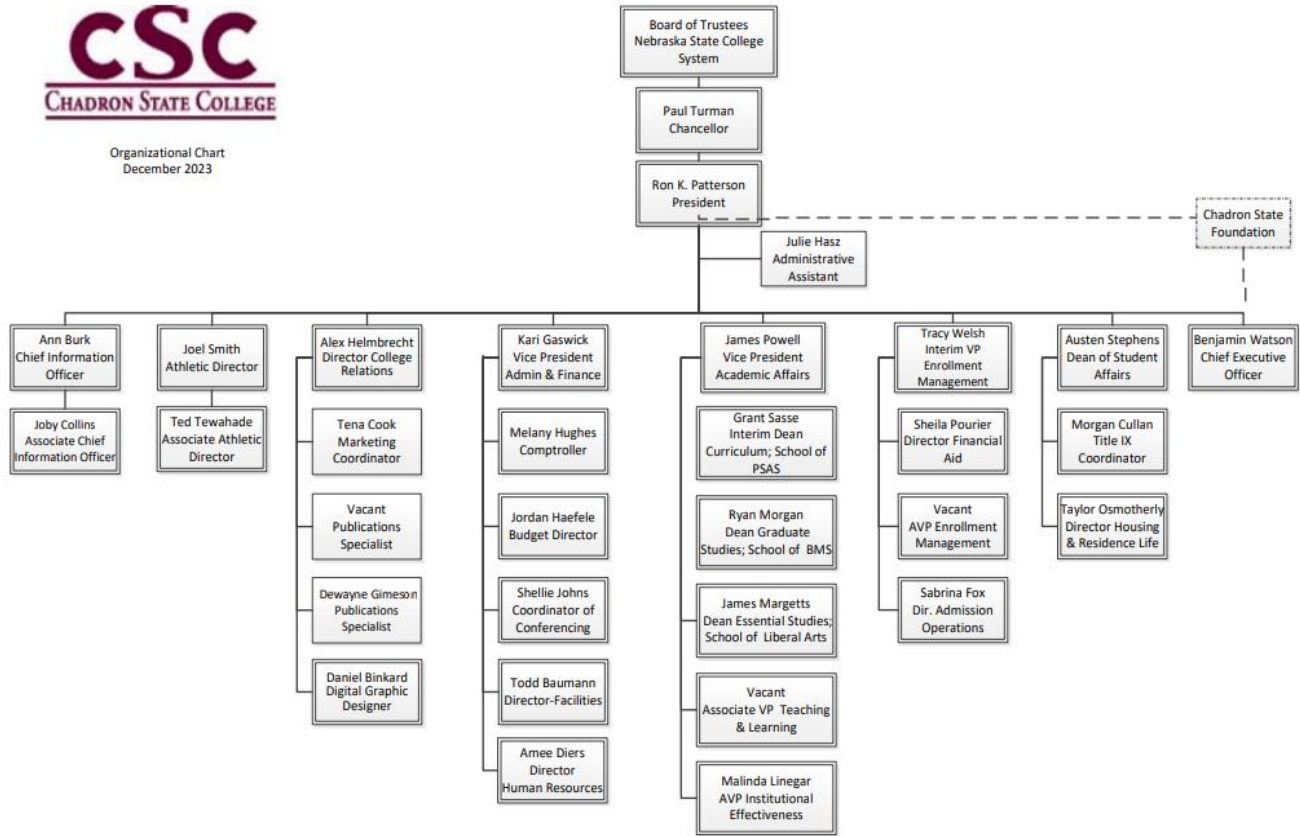


# ADMINISTRATION AND FACULTY

## Organizational Chart



Organizational Chart  
December 2023



Source: CSC Human Resources 9/20/24



### Academic Departments

Chadron State College is governed by the Board of Trustees of the Nebraska State Colleges. The Nebraska State College System (NSCS) is comprised of the three regional, comprehensive institutions of Chadron State College, Peru State College, and Wayne State College. At CSC, six academic departments are located within the three academic schools listed below with their associated academic dean:

#### SCHOOL OF LIBERAL ARTS

The school is administered by the Dean of Essential Studies and the School of Liberal Arts. Departments within the School include:

- Art
- Communication Arts
- English/Humanities/Philosophy
- Justice Studies
- Music
- History/Social Science
- Theatre

#### SCHOOL OF BUSINESS, MATHEMATICS, AND SCIENCE

The School is administered by the Dean of Graduate Studies and the School of Business, Mathematics, and Sciences. Departments within the School include:

- Business
- Mathematics
- Biological Sciences
- Physical Sciences

#### SCHOOL OF PROFESSIONAL STUDIES, AND APPLIED SCIENCES

The School is administered by the Dean of Curriculum and Accreditation and the School of Professional Studies and Applied Sciences. Departments within the School include:

- Agriculture and Rangeland Management
- Counselor Education
- Education
- Family and Consumer Sciences
- Health, Physical Education, and Recreation
- Military Science Leadership
- Psychological Sciences
- Social Work



# ADMINISTRATION AND FACULTY

## Faculty and Staff Profile

Instructional Faculty by Gender and Ethnicity								
	Tenured		Tenure Track		Non-Tenure		Part-Time	
	Male	Female	Male	Female	Male	Female	Male	Female
Hispanic				1			1	2
American Indian or Alaska Native					1			
Asian	1		2	1	1			1
Black or African American			1	1		2		
Native Hawaiian or Pacific Islander	1						1	1
White	20	23	14	13	2	5	18	37
Two or More Races								
Race and Ethnicity Unknown								
<b>Total</b>	<b>22</b>	<b>23</b>	<b>17</b>	<b>16</b>	<b>4</b>	<b>7</b>	<b>20</b>	<b>41</b>

Instructional Faculty Service Years	
Number of Years at Chadron State College	Number of Faculty
Less than 5 years	69
Five to Ten (5-10) years	35
Ten to Fifteen (10-15) years	14
Fifteen to Twenty (15-20) years	14
Twenty to Thirty (20-30) years	13
Thirty (30+) or more years	5

Non-Instructional Staff by Occupational Category				
	Full-Time		Part-Time	
	Male	Female	Male	Female
Archivist, Museum			1	
Business and Financial Operations		9		
Community Service, Legal, Media	20	8	1	5
Computer	8	3		
Healthcare		1		
Librarian		3		
Management Occupations	10	12		
Natural Res Construction Maintenance	23			
Office and Admin Support		17		2
Production, Transport, Mat. Moving	1			
Service Occupation	17	11	1	
Student and Academic Affairs	10	37	4	10
<b>Total</b>	<b>89</b>	<b>101</b>	<b>7</b>	<b>17</b>

Source: IPEDS Human Resource Report, Office of Institutional Research 10/1/24



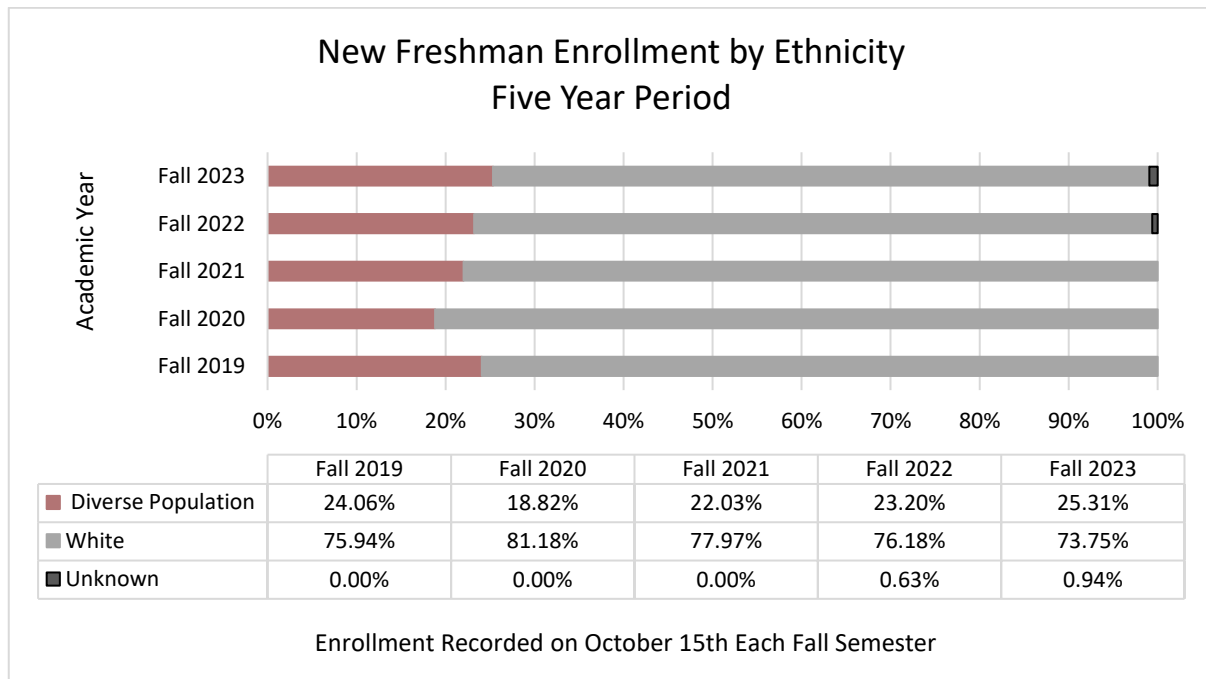
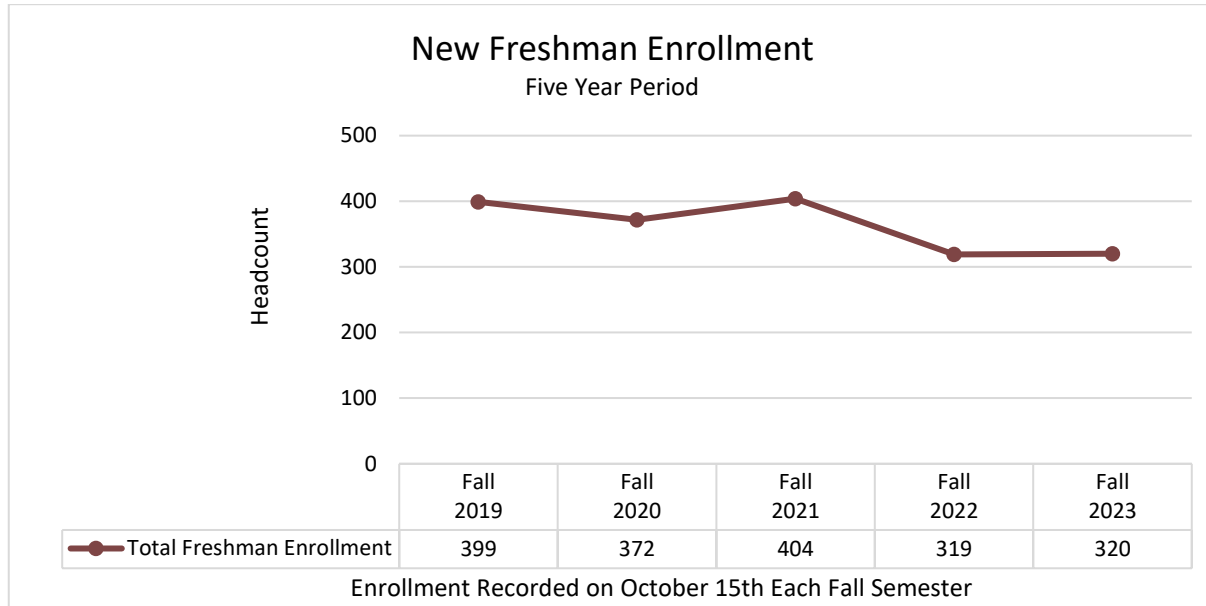
# New Student Information

2023-2024 Fact Book



# NEW STUDENT INFORMATION

## New Freshman Enrollment



**Five Year Percent Change in New Freshman Enrollment**  
Fall 2019-Fall 2023

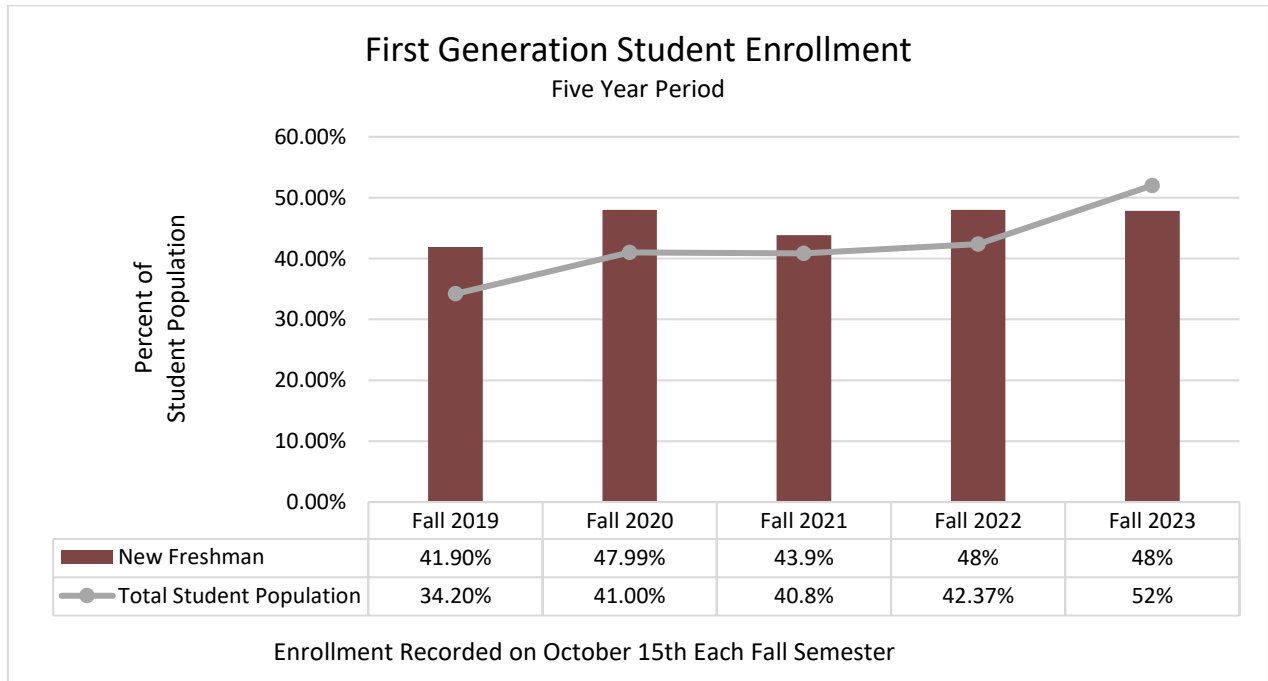
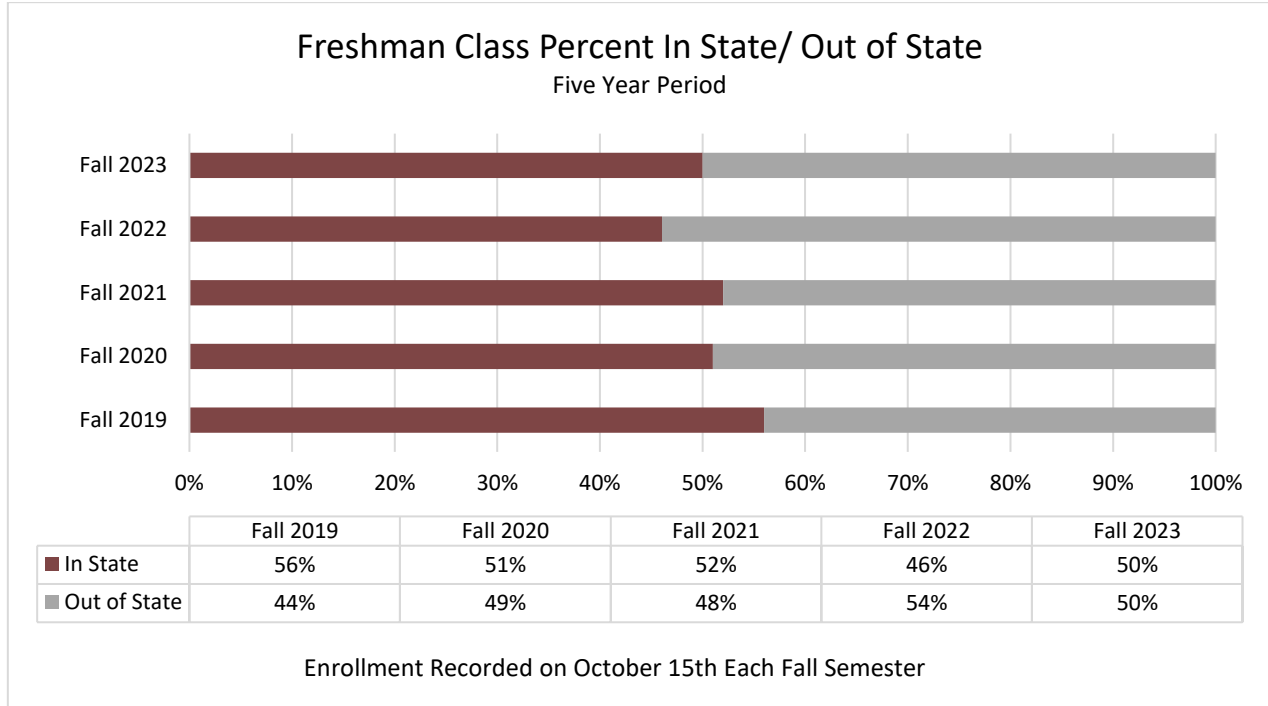
Diverse Population	White	Total Enrollment
-15.63%	-22.11%	-19.80%

Source: IPEDS Fall Enrollment Report, Office of Institutional Research 10/8/24



# NEW STUDENT INFORMATION

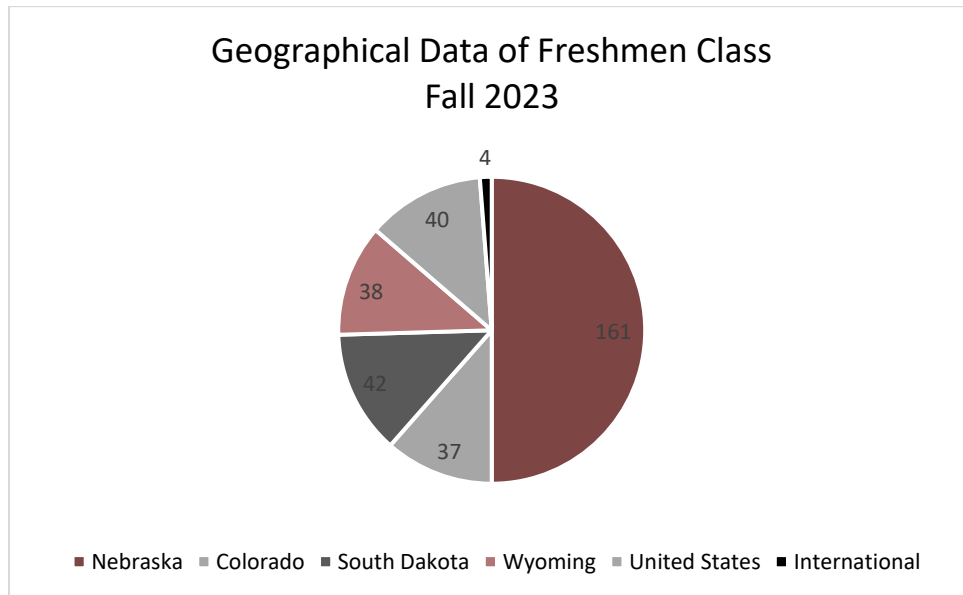
## New Freshman Class Profile



Source: IPEDS Fall Enrollment Report, Office of Institutional Research 10/8/24



## New Freshman Class Profile



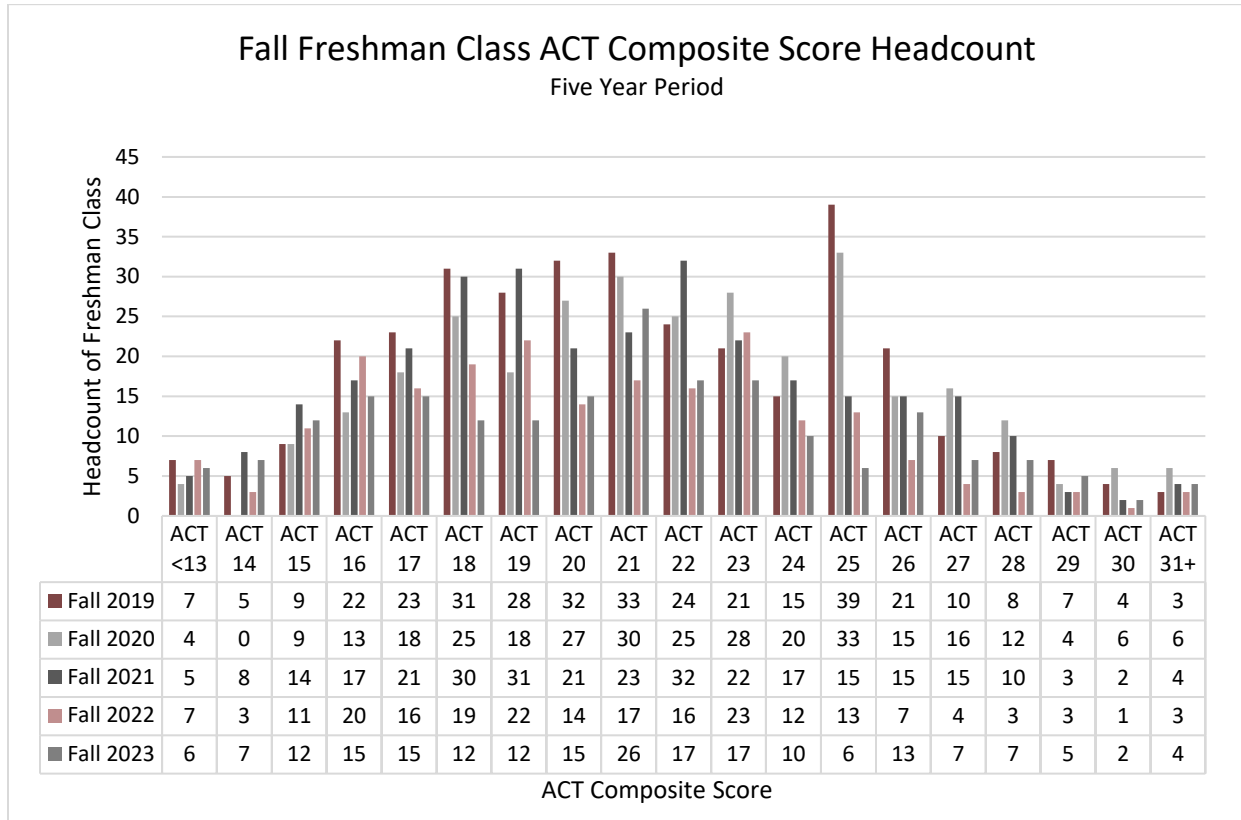
United States include:

Alaska	Georgia	Montana	Texas
Arizona	Indiana	Nevada	Utah
Arkansas	Iowa	Ohio	Washington
California	Kansas	Pennsylvania	
Florida	Missouri	South Carolina	



# NEW STUDENT INFORMATION

## New Freshman Class Profile

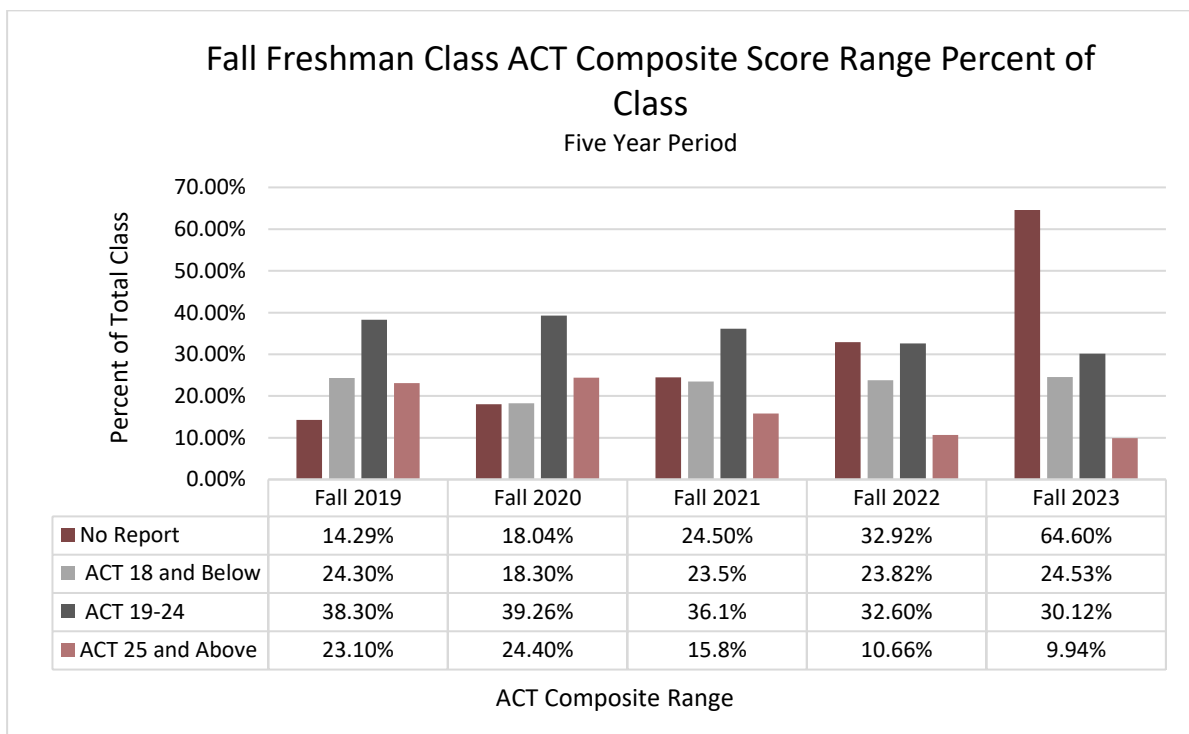
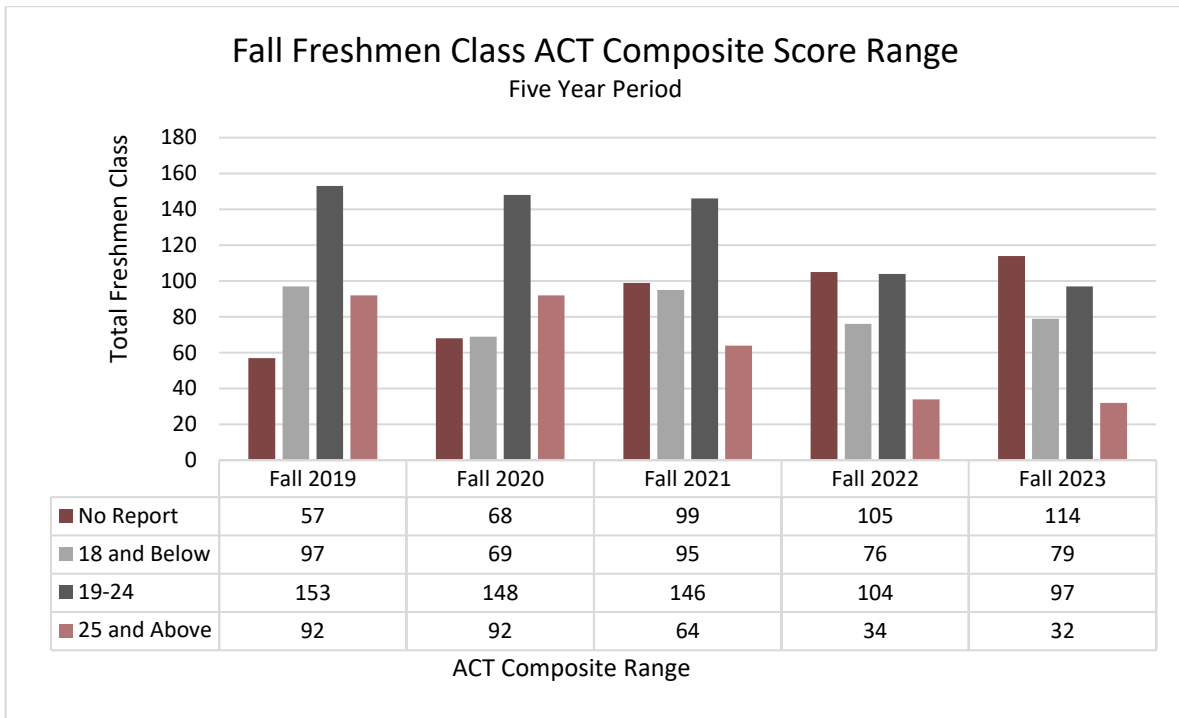


Source: NSCS Entering Freshman Profile Report, Office of Institutional Research 10/8/24



# NEW STUDENT INFORMATION

## New Freshman Class Profile

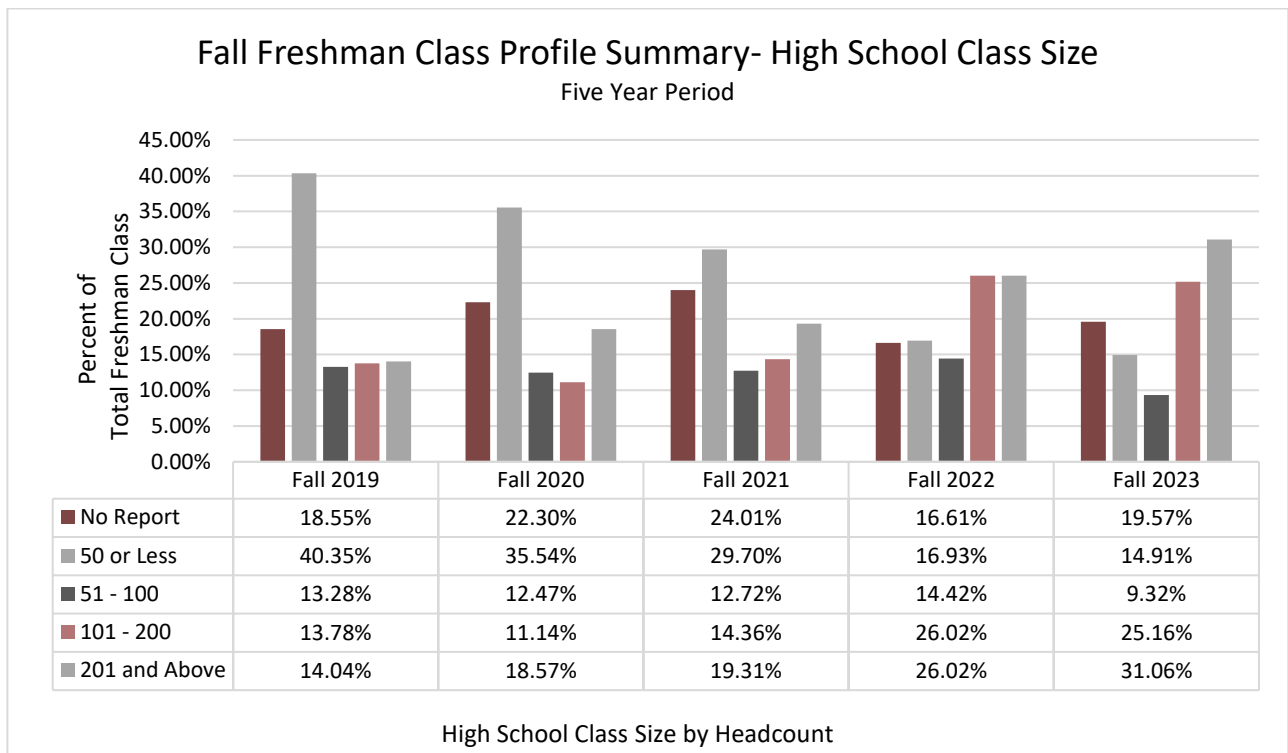
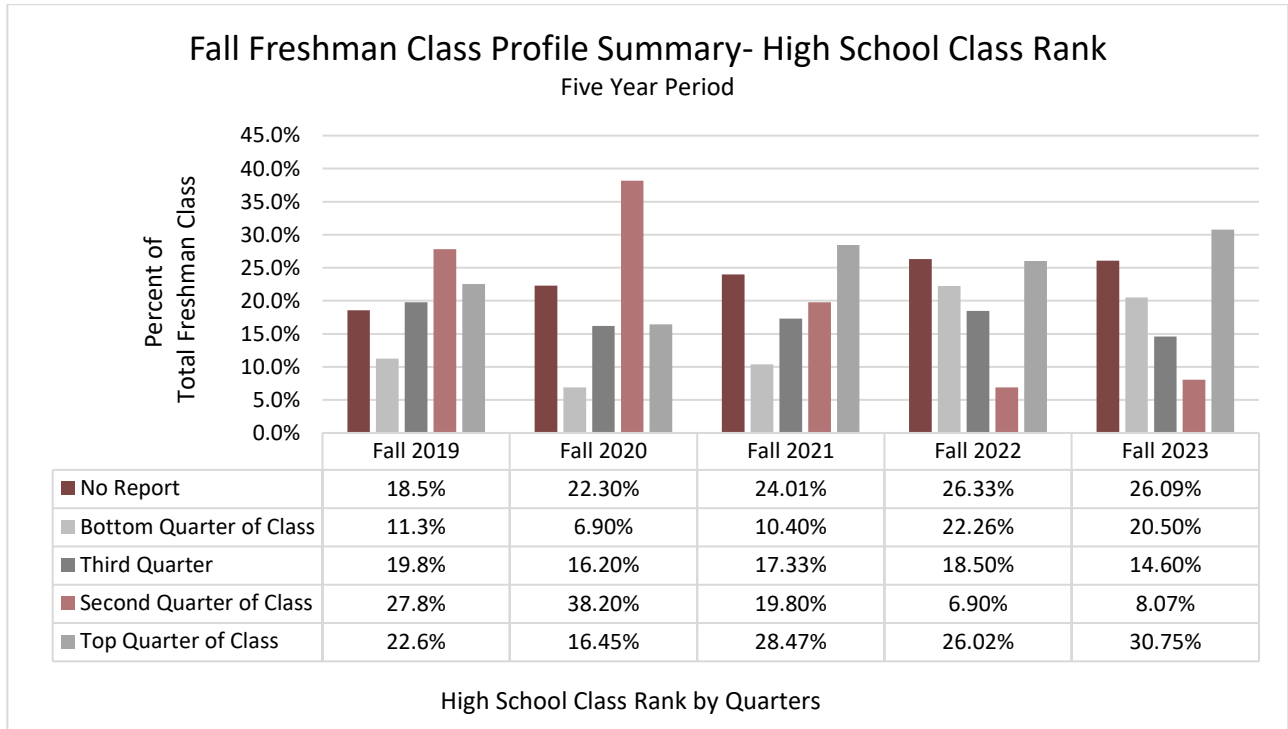


Source: Freshman Cohort Summary Report, Office of Institutional Research 10/8/24



# NEW STUDENT INFORMATION

## New Freshman Class Profile



Source: NSCS Entering Freshman Profile Report, Office of Institutional Research 10/8/24



# NEW STUDENT INFORMATION

---

## Applications and Enrollment Fall 2023

*Entering Freshman Students*

Number of Students Who Took the ACT					208
Number of ACT Test Scores					
31 and above	4	24	10	17	15
30	2	23	17	16	15
29	5	22	17	15	12
28	7	21	26	14	7
27	7	20	15	13 and below	6
26	13	19	12	No Report	114
25	6	18	12		

Grade Point Average							
3.0 – 4.0	246	2.0-2.99	58	1.0-1.99	6	No Report	12

Class Rank					
<i>Headcount is Duplicated</i>					
Top Tenth of Class	29	Top Half of Class	150	Bottom Quarter of Class	26
Top Quarter of Class	84	Bottom Half of Class	73	No Report	99

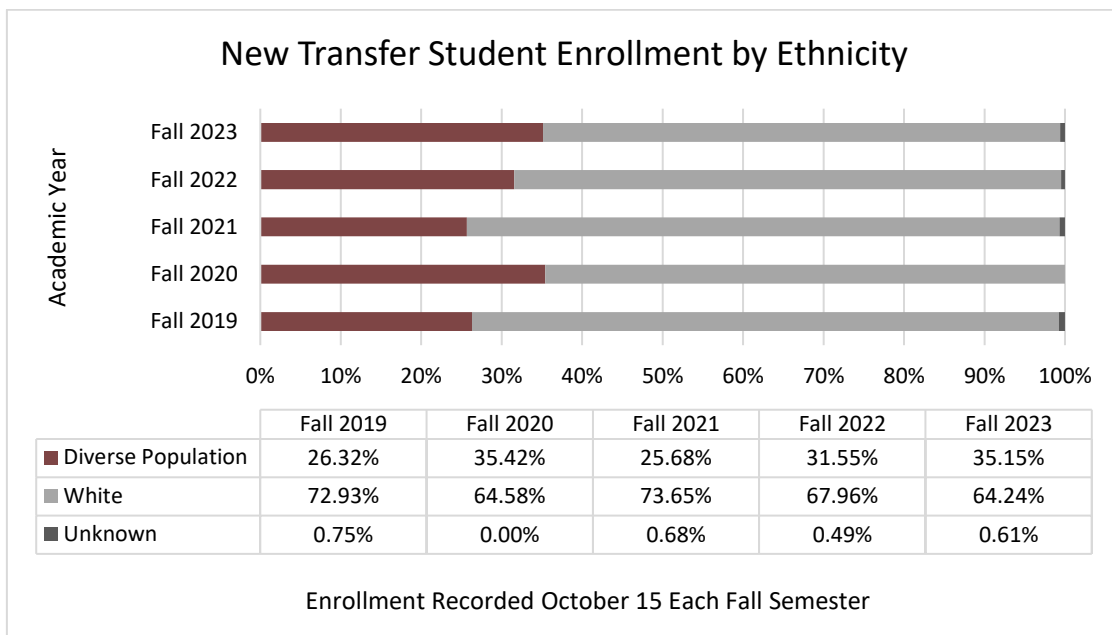
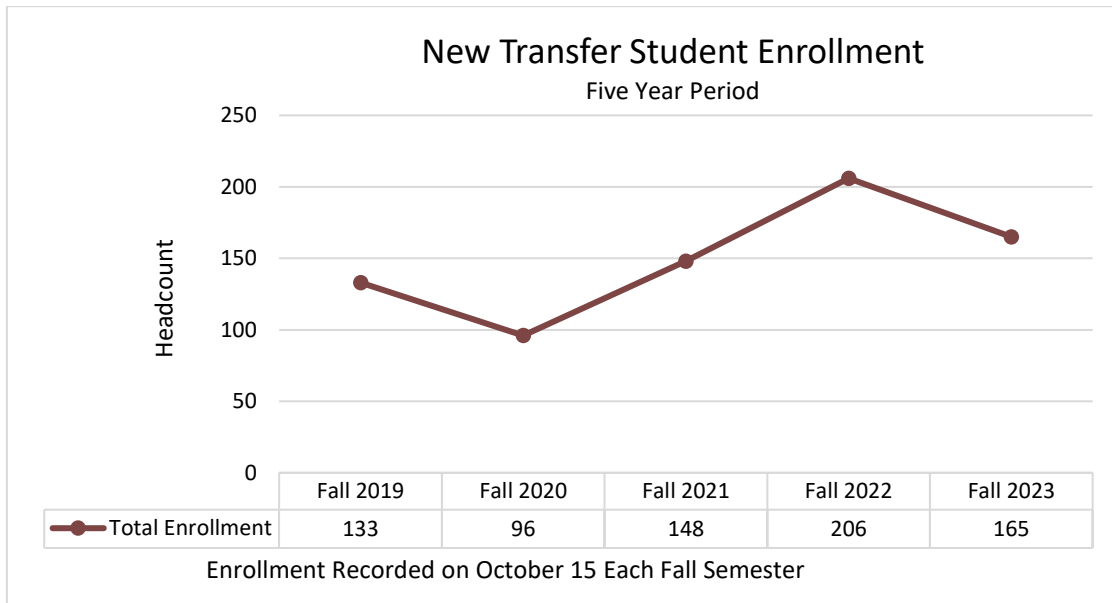
Size of High School Graduating Class					
201 and above	63	51 – 100	30	No report	100
101- 200	48	50 or less	81		
Number of Freshman Applicants Eligible to Enroll					431
Number of Freshman Applicants Who Enrolled					322
Percentage of Freshmen from Out-of-State					50%
Number of Freshmen Who Responded to First Generation Question					318
Number of Freshmen Who Responded to First Generation Question and Indicated They Were First Generation Students					154

*Source: NSCS Entering Freshman Profile Report, Office of Institutional Research 10/9/24*



# NEW STUDENT INFORMATION

## New Transfer Student Enrollment



**Five Year Percent Change in New Transfer Enrollment**  
Fall 2019-Fall 2023


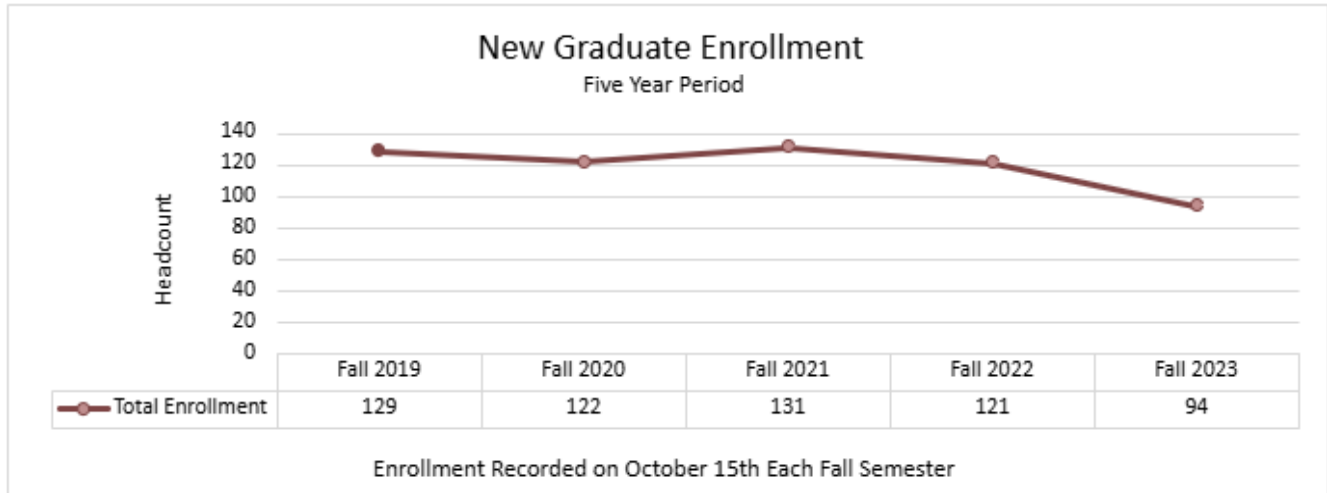
Diverse Population	White	Total Enrollment
65.71%	9.28%	24.06%

Source: IPEDS Fall Enrollment Report, Office of Institutional Research 10/9/24



# NEW STUDENT INFORMATION

## New Graduate Student Enrollment



**Five Year Percent Change in New Graduate Enrollment**  
Fall 2019-Fall 2023

	Diverse Population	White	Total Enrollment
	19.46%	-4.93%	-27.13%

Source: IPEDS Fall Enrollment Report, Office of Institutional Research 10/9/24



# NEW STUDENT INFORMATION

---

## New Graduate Student Enrollment

New Graduate Student Enrollment by Program Fall 2023	
School/Program	Number of Students
Athletic Training	0
Business Administration MBA	28
Curr & Instr Spec Ed- Early Childhood	0
Clinical Mental Health Counsel	13
Curr & Instr Reading Spec PK12	2
Curr & Instruct Spec Ed K-12	0
Curriculum and Instruct Elem	5
Curriculum and Instruction Sec	1
Education Administration	3
History MAE	2
Organizational Management	12
School Counseling	18
School Counseling Path 2	8
Science/Mathematics	2
<b><i>Total New Graduate Students Enrolled</i></b>	<b>94</b>

*Source: IPEDS New Graduate Student Enrollment, Office of Institutional Research 10/9/24*



# Enrollment

2023-2024 Fact Book



### Fall 2023 Enrollment Quick Facts

- ❖ Majors and programs: 51 undergraduate programs and 9 graduate programs
- ❖ Average class size: 14
- ❖ Student-faculty ratio: 17-1
- ❖ Faculty excellence: 87.36% of our full-time faculty have the highest degree in their fields
- ❖ Total enrollment: 2,205
  - Undergraduate: 1,785
  - New Transfer: 165
  - Graduate: 420
  - International: 255
  
- ❖ 2023 Fall Incoming Class: 487
  - New Freshman: 322
  - New Transfer: 165

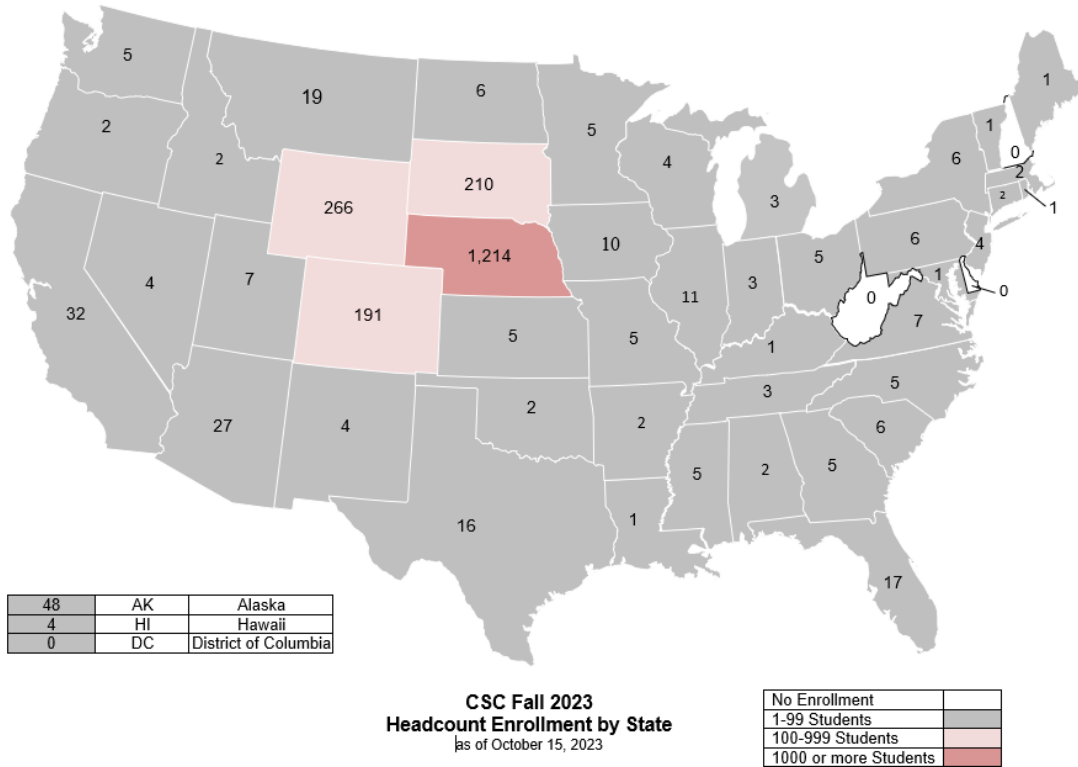
*The 1,785 enrolled undergraduate students at CSC had the following characteristics:*

- ❖ Represented 44 states
- ❖ 56% were from Nebraska followed by Wyoming (12%), Colorado (10%) and South Dakota (10%)
- ❖ Ranged in age from 14-71
- ❖ 79% were under the age of 25
- ❖ 82% were full-time students
- ❖ 44% were first generation college students
- ❖ Of the freshman who submitted high school class rank, 69% were in the top half of their graduating class and 39% were in the top one-quarter
- ❖ Of the full-time freshman who submitted ACT reports, 21% scored 25 or above on the composite ACT and the top ACT composite score equaled 33
- ❖ Average ACT score of full-time Freshman was 21



# ENROLLMENT

## Geographic Distribution



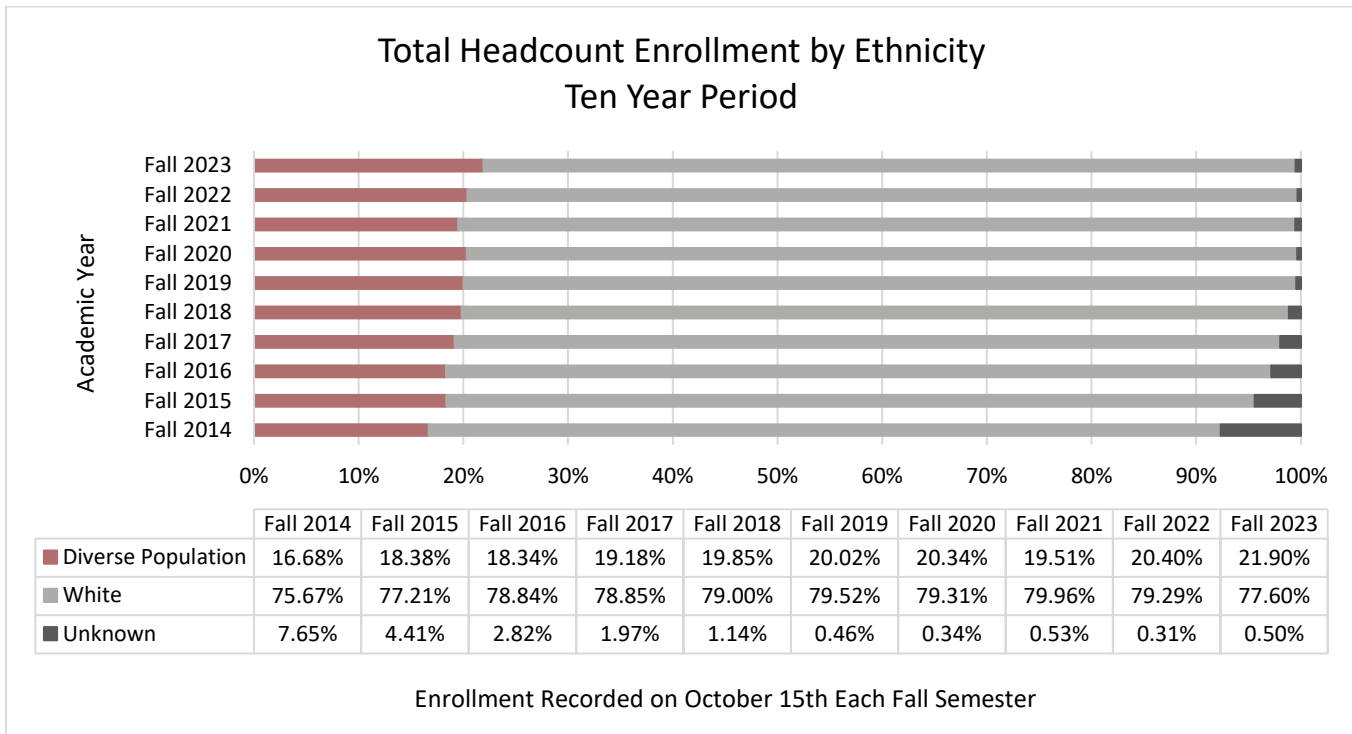
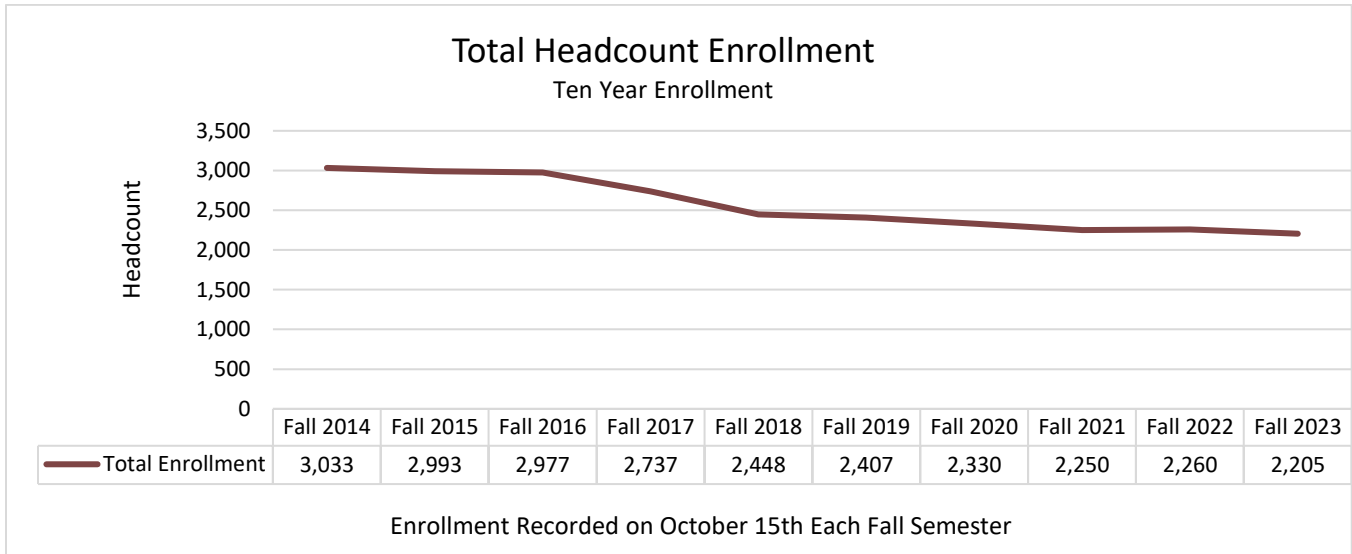
	All Distance Education	Some Distance Education	No Distance Education	Grand Total
<b>Graduate</b>	412	7	1	420
Nebraska	213			
United States	198			
Outside United States	0			
<b>Undergraduate</b>	712	655	418	1,785
Nebraska	466			
United States	246			
Outside United States	0			
<b>Total Distance Enrollment</b>	<b>1,124</b>	<b>662</b>	<b>419</b>	<b>2,205</b>

Source: IPEDS Fall Enrollment Report, Office of Institutional Research 11/6/24



# ENROLLMENT

## Total Enrollment



**Ten Year Percent Change in Total Headcount Enrollment**  
Fall 2014-Fall 2023

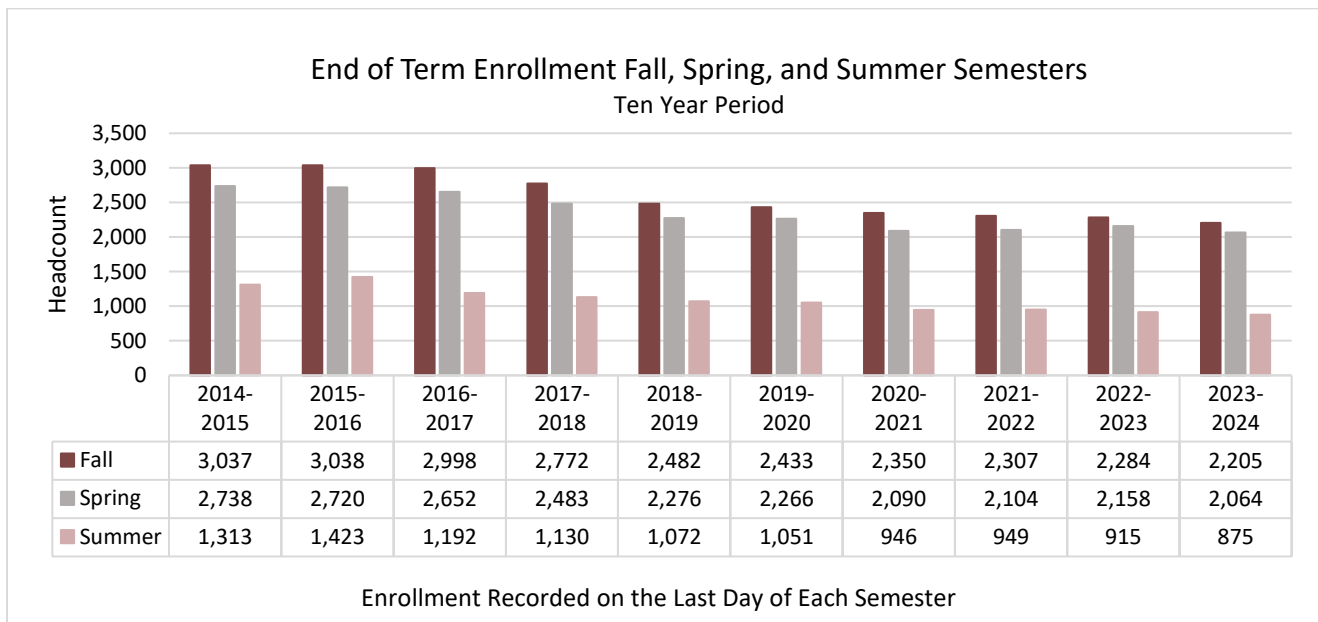
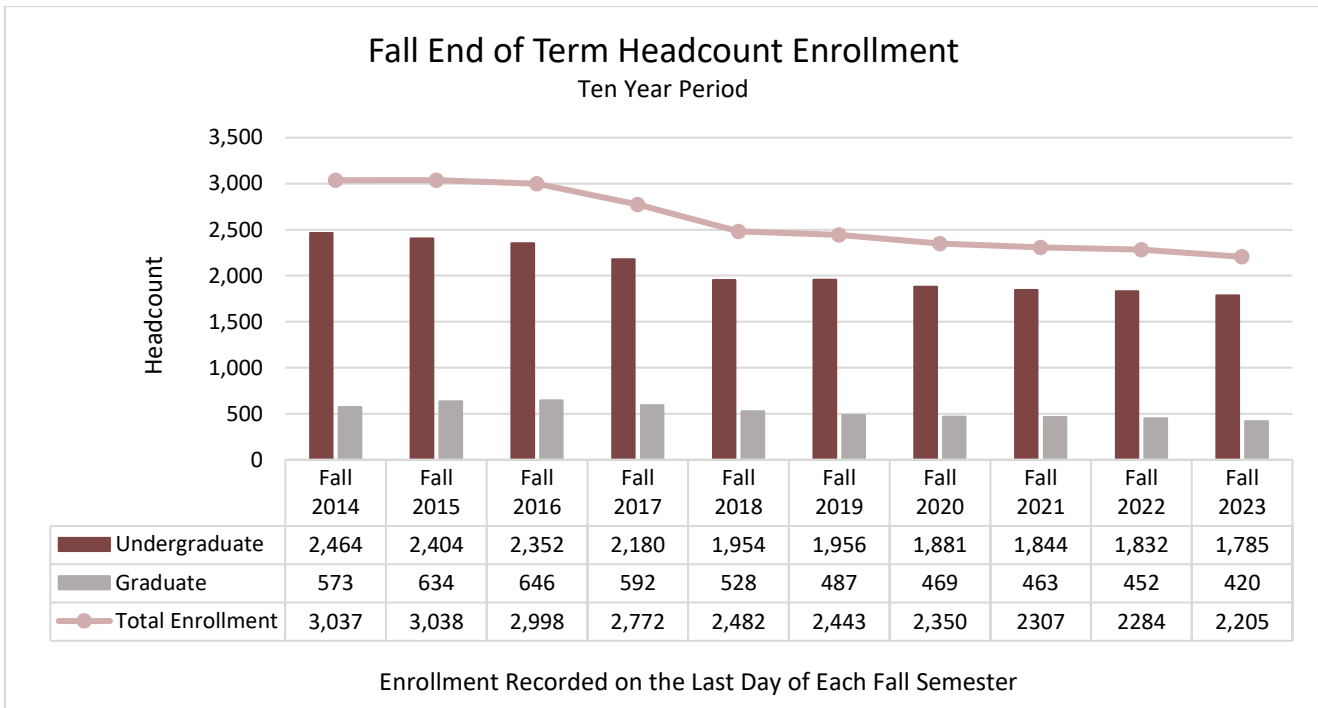
Diverse Population	White	Total Enrollment
-4.55%	-25.45%	-27.30%

Source: IPEDS Fall Enrollment Report, Office of Institutional Research 10/23/24



# ENROLLMENT

## Total Enrollment

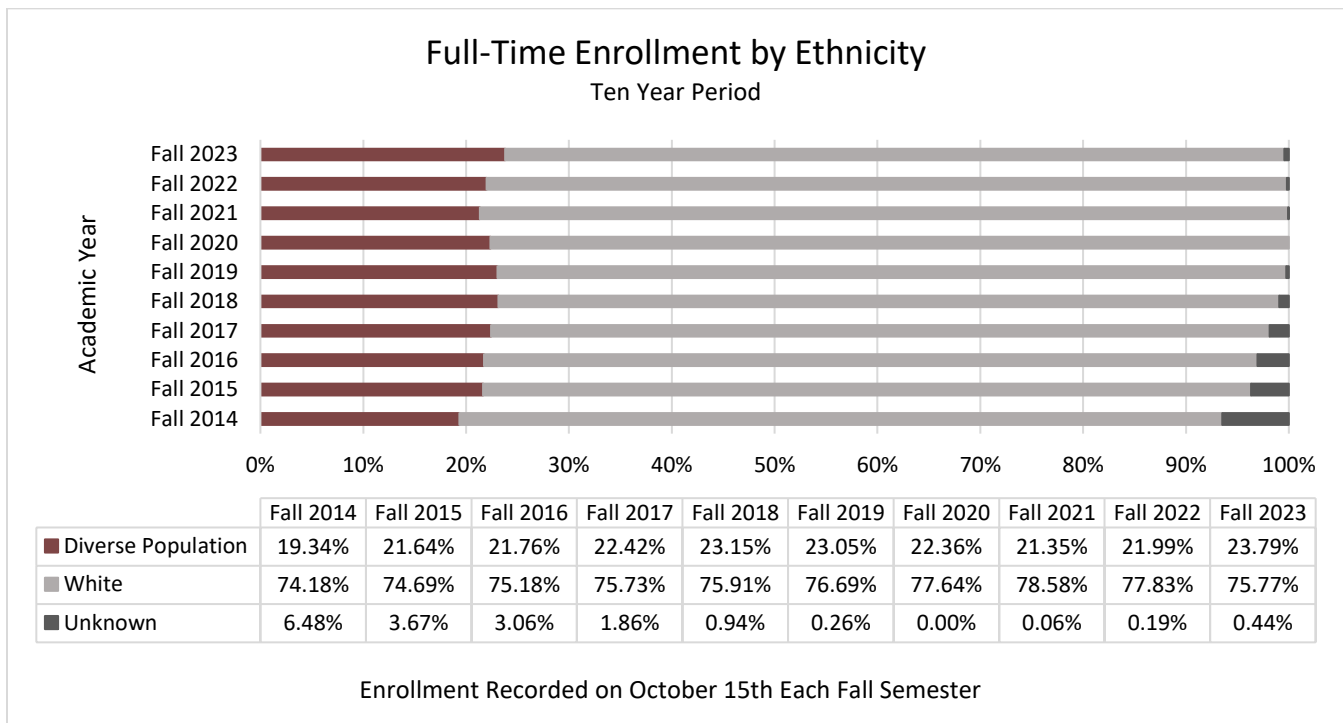
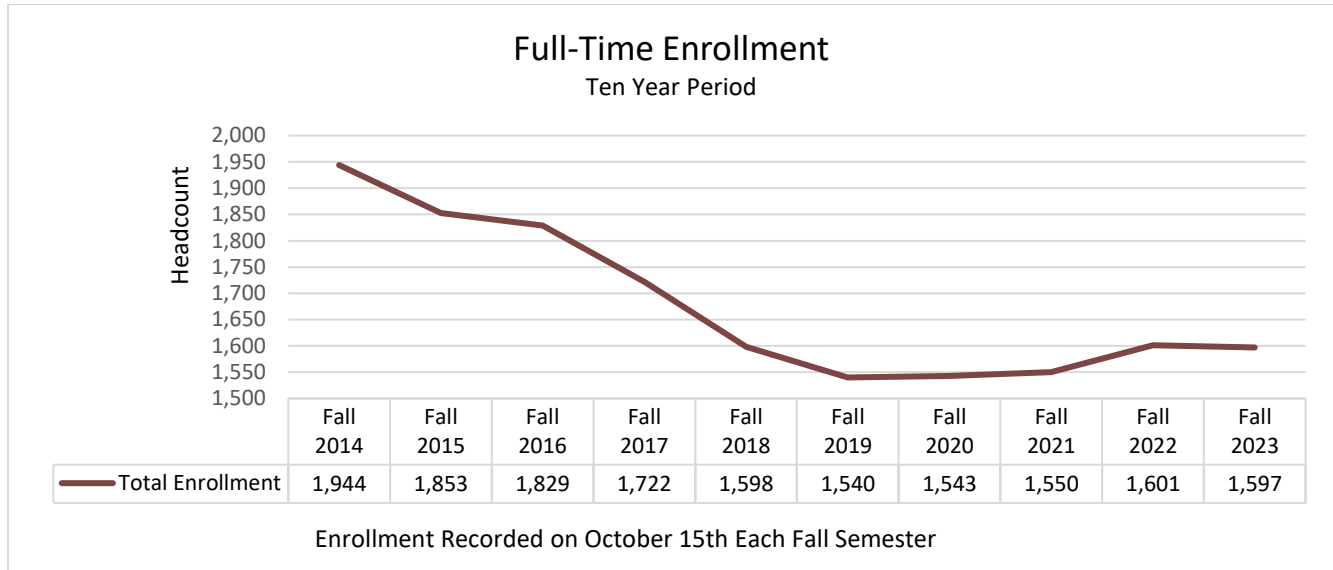


Source: Fall, Spring, Summer Enrollment Report, Office of Institutional Research 11/4/24



# ENROLLMENT

## Full-Time Enrollment



**Ten Year Percent Change in Full-Time Enrollment**  
Fall 2014-Fall 2023

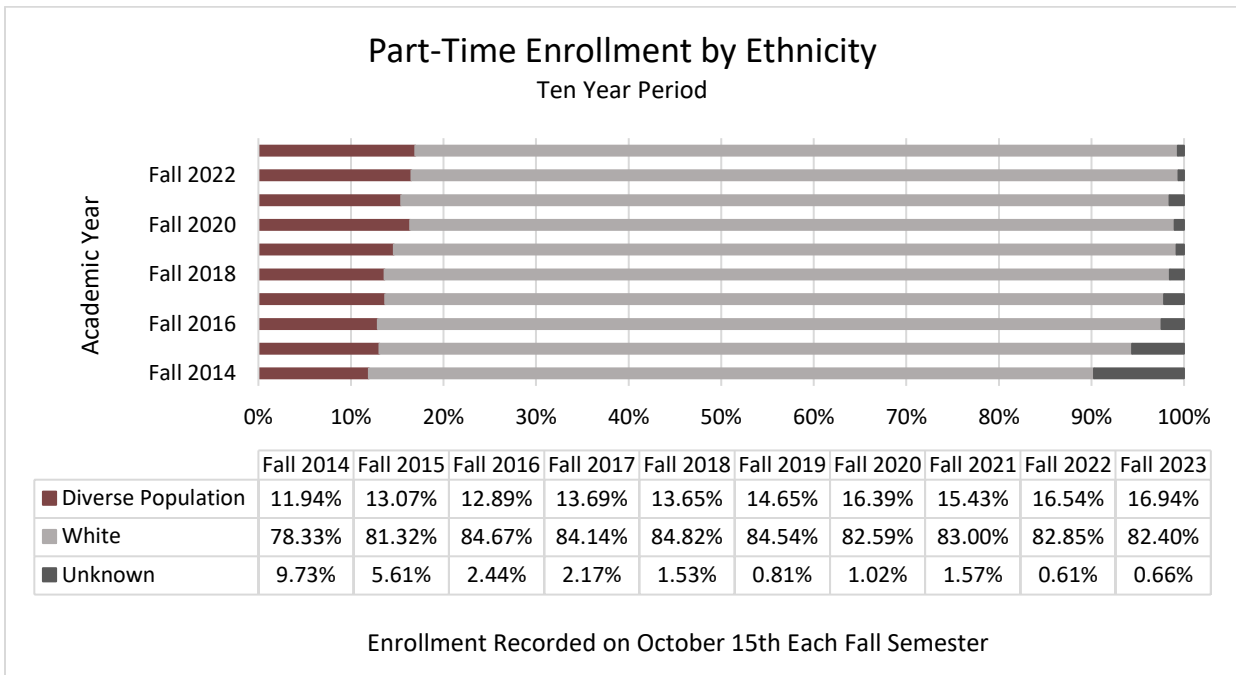
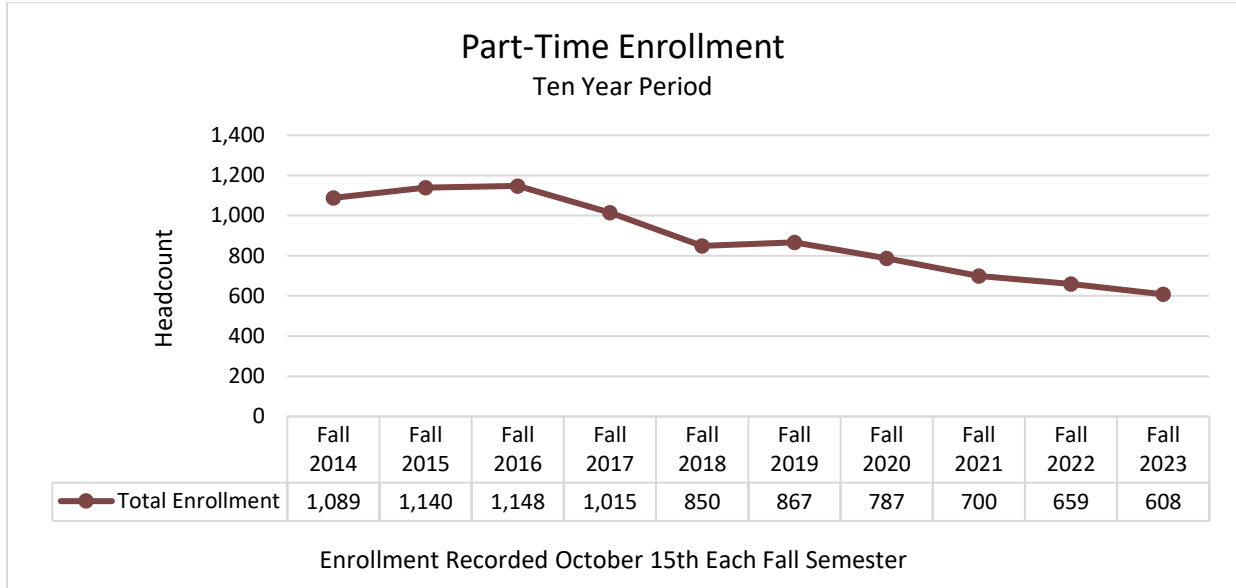
Diverse Population	White	Total Enrollment
1.06%	-16.09%	-17.85%

Source: IPEDS Fall Enrollment Report, Office of Institutional Research 11/4/24



# ENROLLMENT

## Part-Time Enrollment



### Ten Year Percent Change in Part-Time Enrollment Fall 2014-Fall 2023

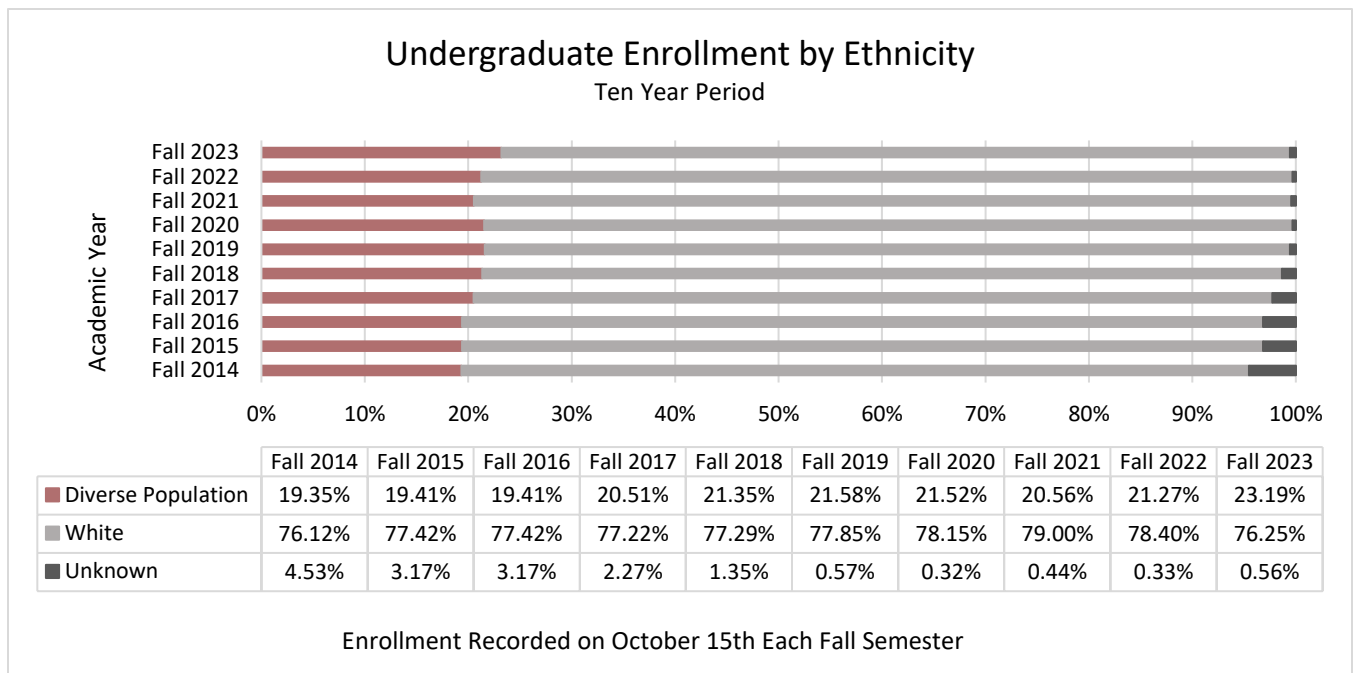
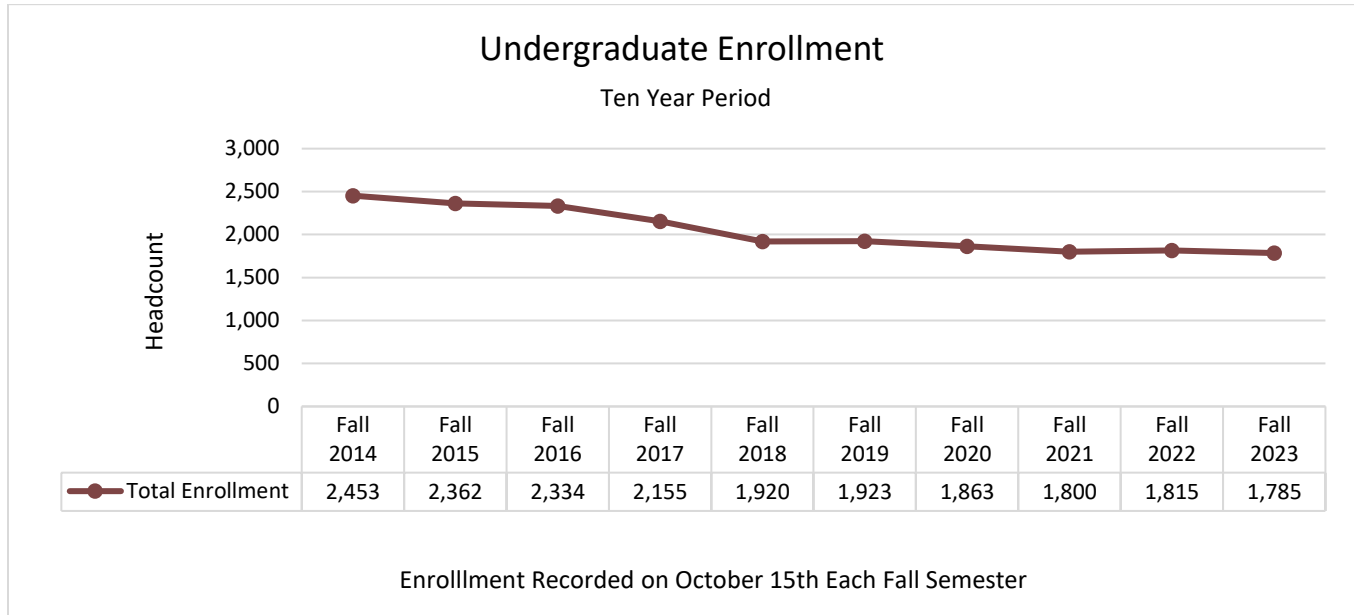
Diverse Population	White	Total Enrollment
-20.77%	-41.27%	-44.17%

Source: IPEDS Fall Enrollment Report, Office of Institutional Research 11/4/24



# ENROLLMENT

## Undergraduate Enrollment



### Ten Year Percent Change in Undergraduate Enrollment

Fall 2014- Fall 2023

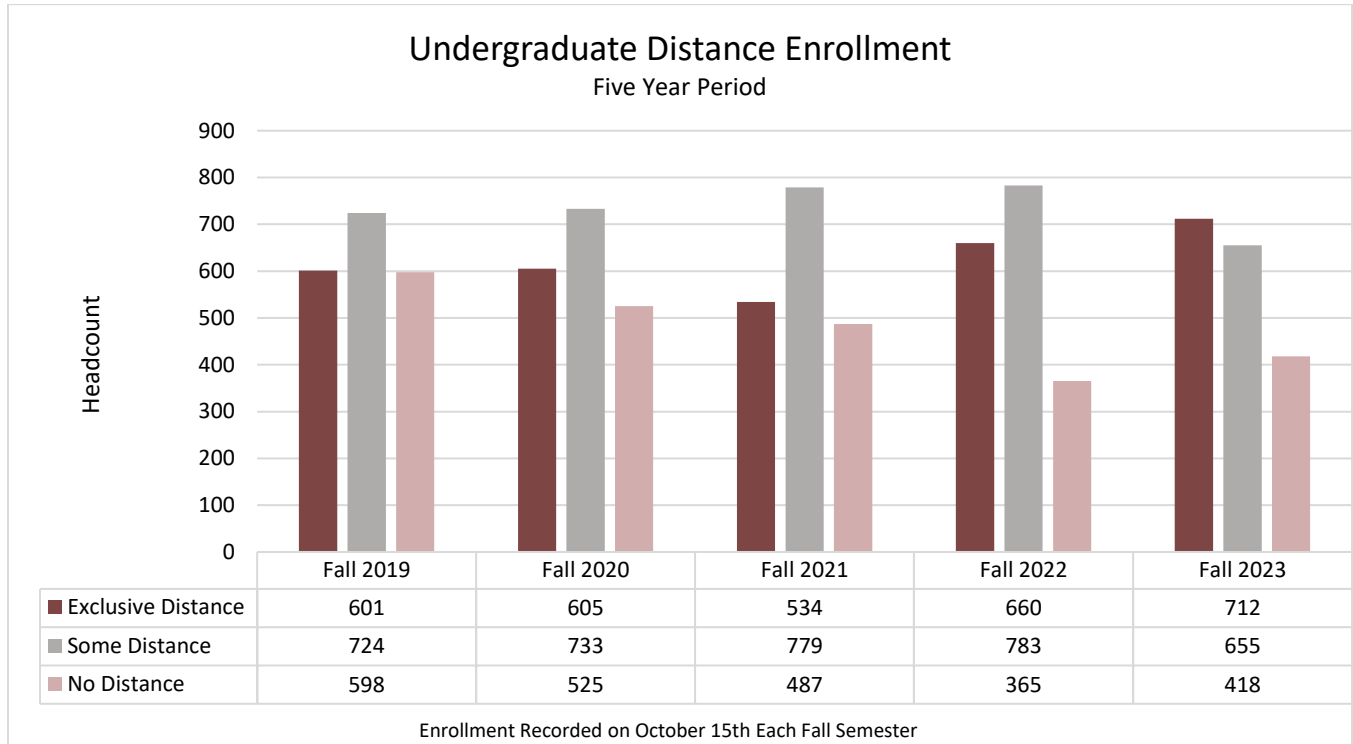
Diverse Population	White	Total Enrollment
-3.72%	-25.91%	-27.23%

Source: IPEDS Fall Enrollment Report, Office of Institutional Research 10/23/24



# ENROLLMENT

## Undergraduate Enrollment



**No Distance Class Enrollment** -- Students who are not enrolled in any distance education courses.

**Some Distance Class Enrollment** -- Students who are enrolled in at least one course that is considered a distance education course, but are not enrolled exclusively in distance education courses.

**Exclusive Distance Class Enrollment** -- Students who are enrolled only in courses that are considered distance education courses.

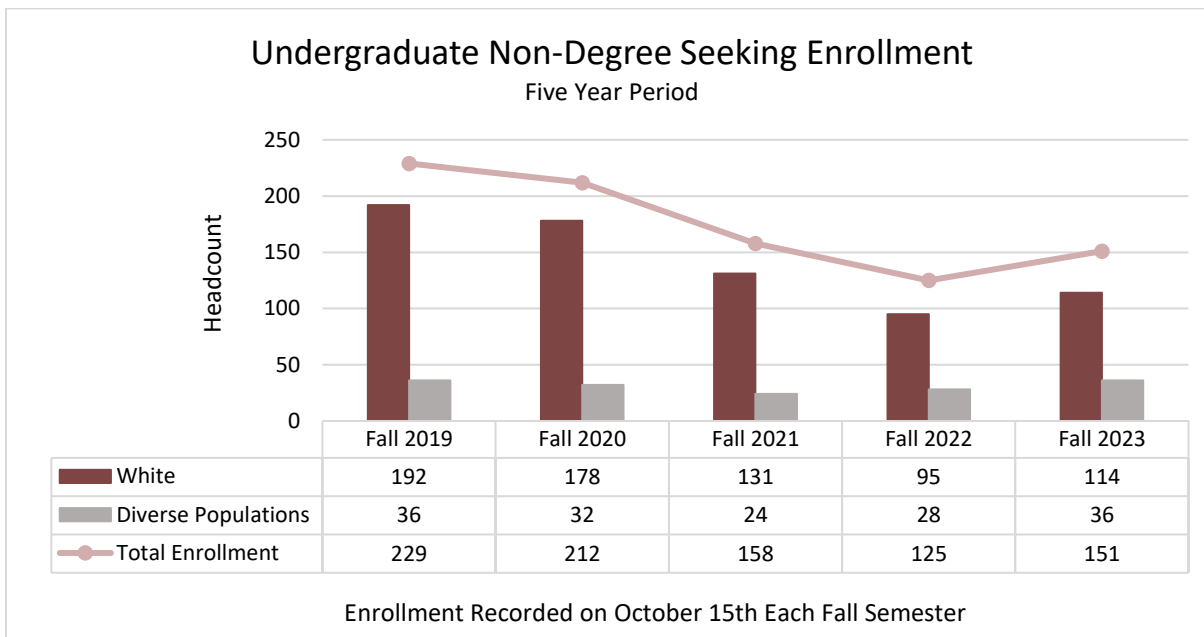
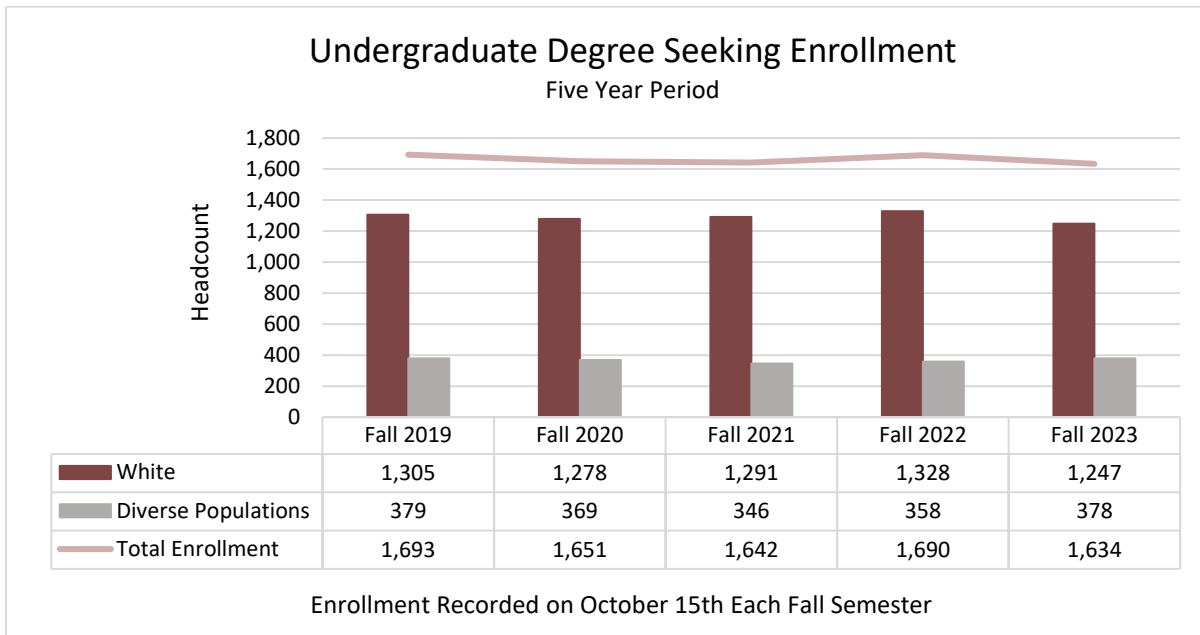
Five Year Percent Change in Undergraduate Distance Enrollment		
Exclusive Distance Enrollment	Some Distance Enrollment	No Distance Enrollment
18.47%	-9.53%	-30.10%

Source: IPEDS Fall Enrollment Report, Office of Institutional Research 11/4/24



# ENROLLMENT

## Undergraduate Enrollment



### Five Year Percent Change in Undergraduate Degree Seeking and Non-Degree Seeking Enrollment

Fall 2019-Fall 2023

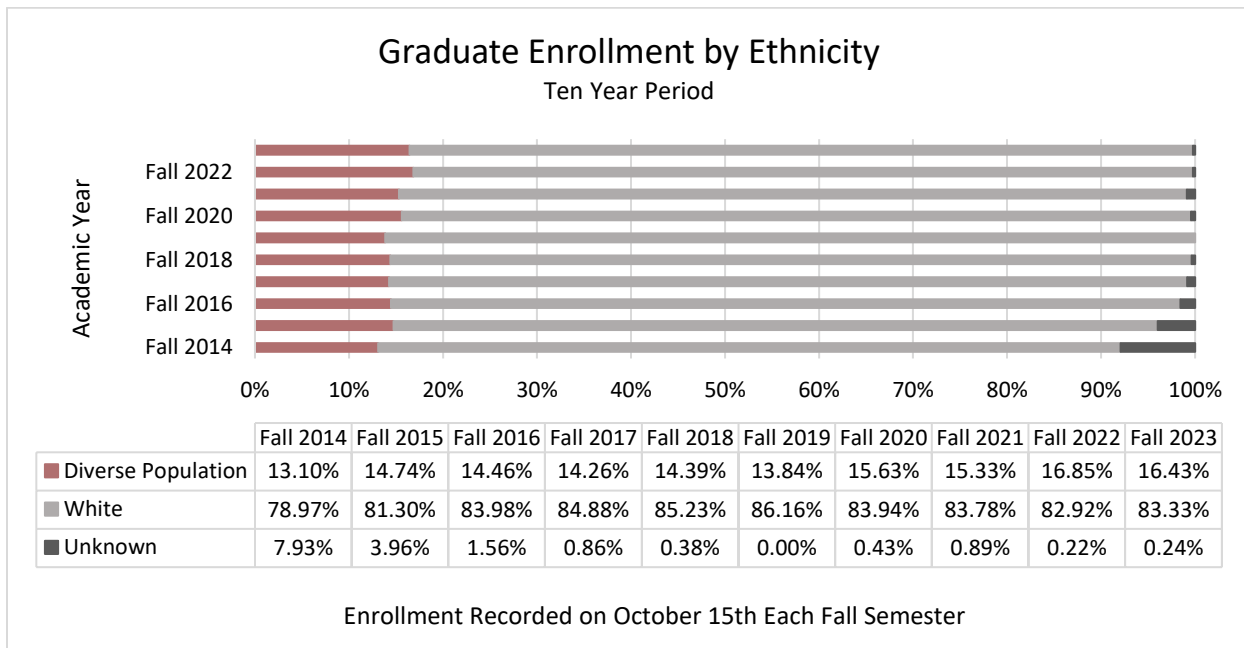
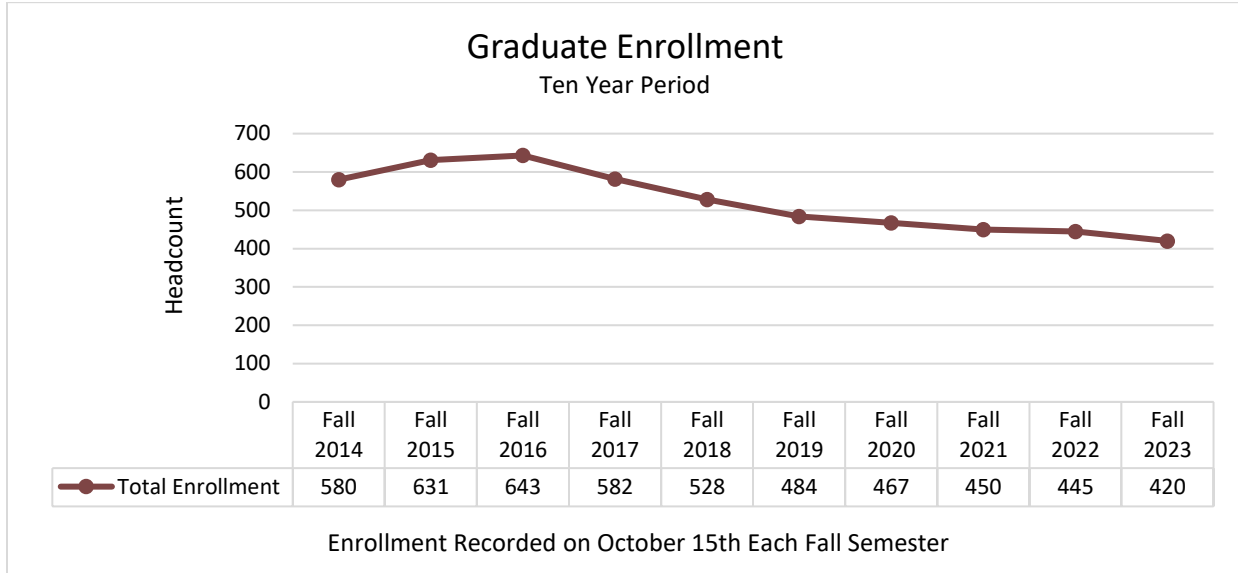
Degree Seeking Enrollment	Non-Degree Seeking Enrollment
-3.48%	-34.06%

Source: IPEDS Fall Enrollment Report, Office of Institutional Research 11/4/24



# ENROLLMENT

## Graduate Enrollment



### Ten Year Percent Change in Graduate Enrollment Fall 2014-Fall 2023

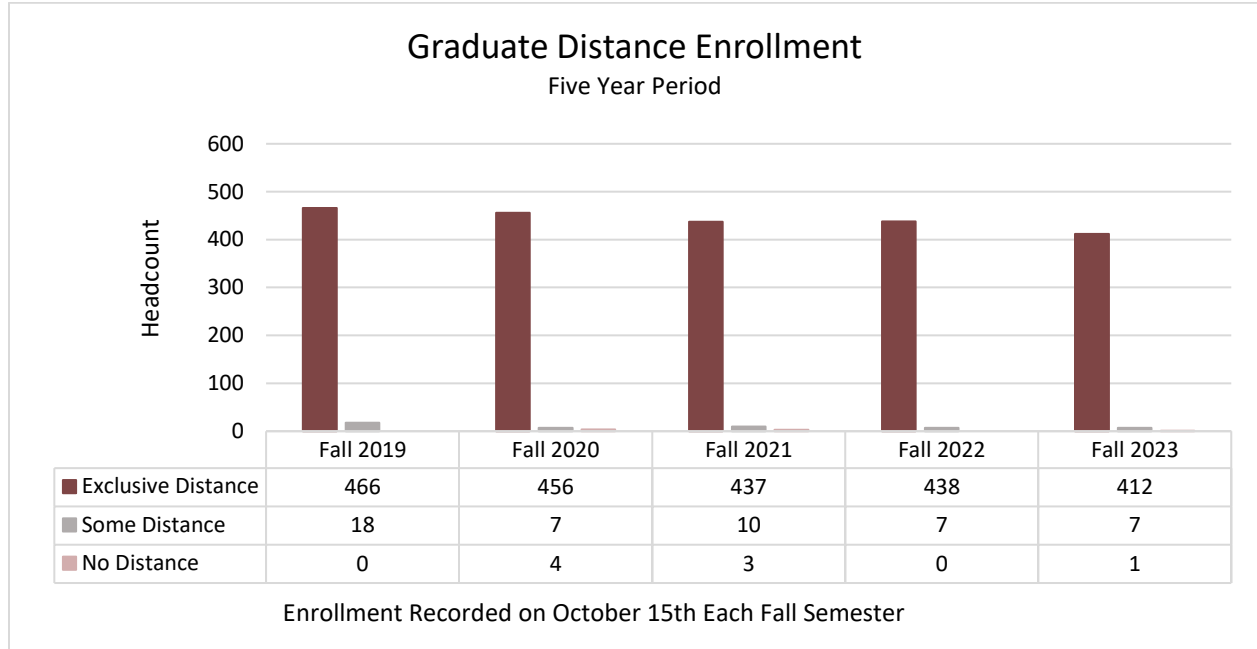
Diverse Population	White	Total Enrollment
-9.21%	-23.58%	-27.59%

Source: IPEDS Fall Enrollment Report, Office of Institutional Research 10/23/24



# ENROLLMENT

## Graduate Enrollment



**No Distance Class Enrollment** -- Students who are not enrolled in any distance education courses.

**Some Distance Class Enrollment** -- Students who are enrolled in at least one course that is considered a distance education course, but are not enrolled exclusively in distance education courses.

**Exclusive Distance Class Enrollment** -- Students who are enrolled only in courses that are considered distance education courses.

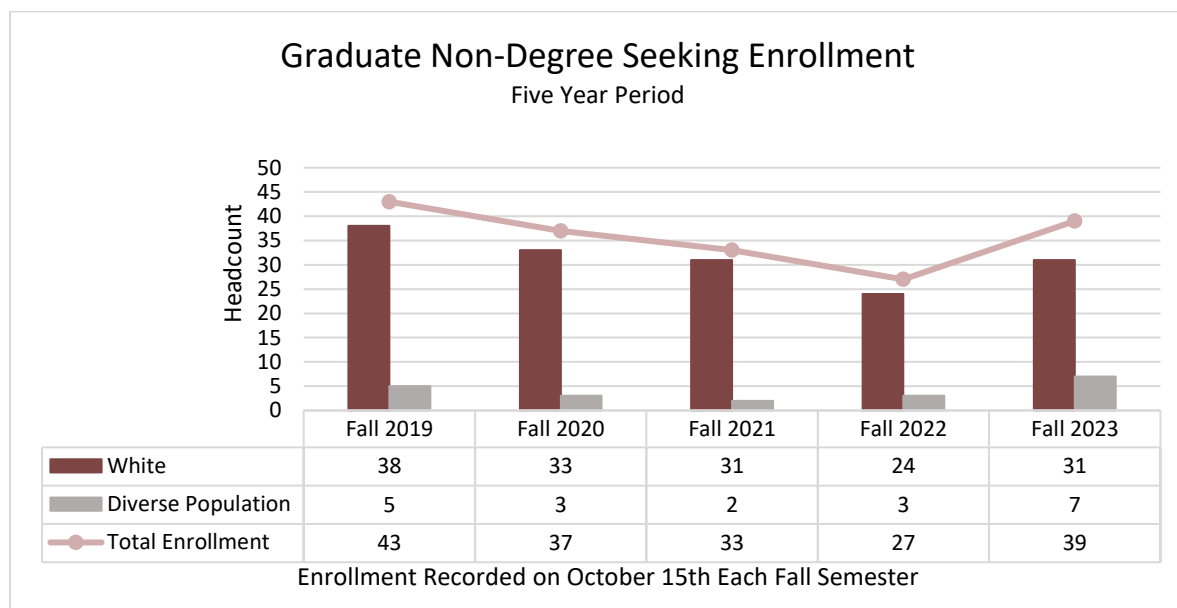
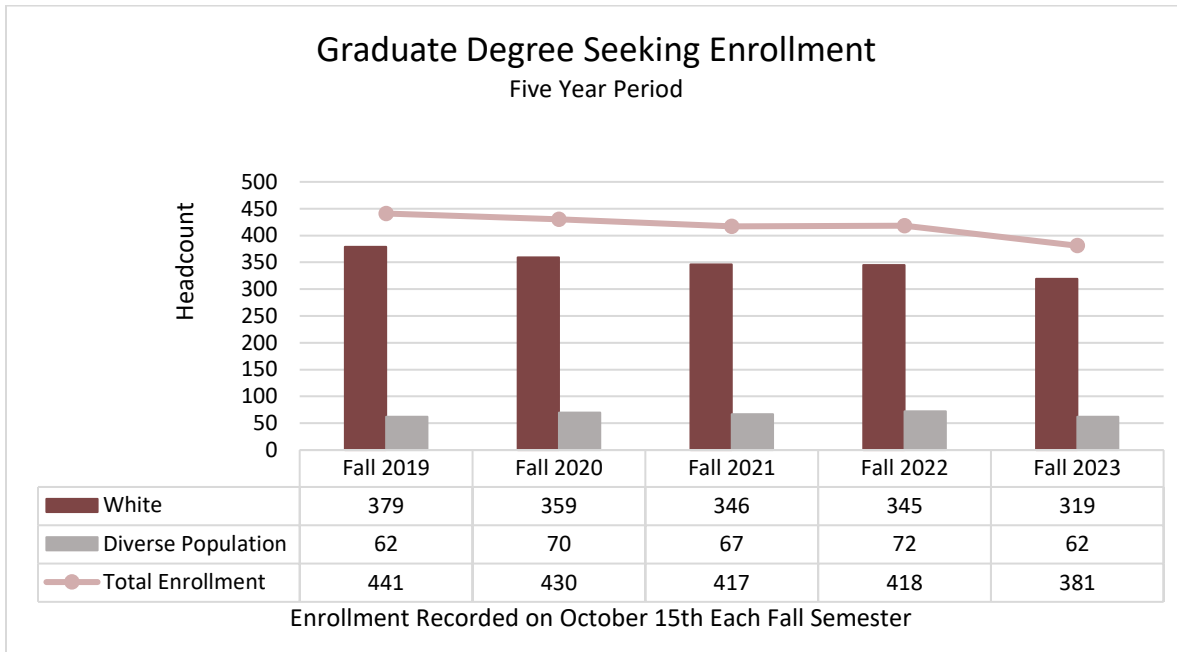
Five Year Percent Change in Graduate Distance Enrollment		
Fall 2019-Fall 2023		
Exclusive Distance	Some Distance	No Distance
-11.59%	-61.11%	100.00%

Source: IPEDS Fall Enrollment Report, Office of Institutional Research 11/4/24



# ENROLLMENT

## Graduate Enrollment



### Five Year Percent Change in Graduate Degree Seeking and Non-Degree Seeking Enrollment Fall 2019-Fall 2023

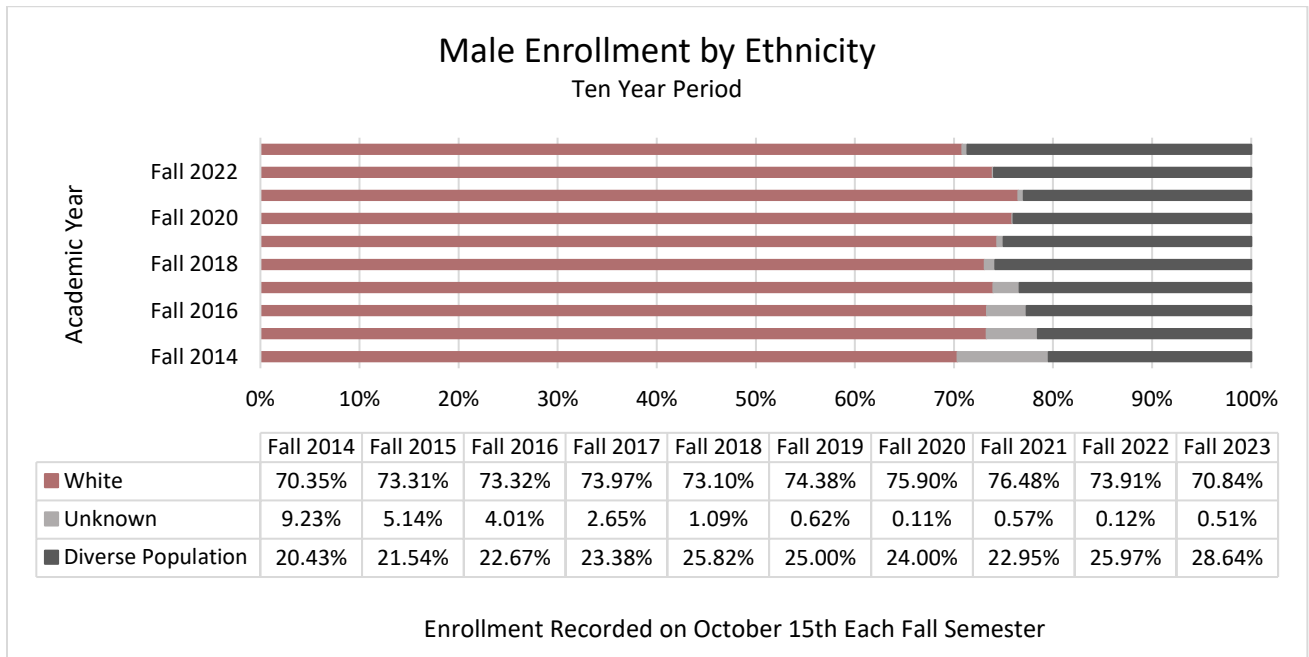
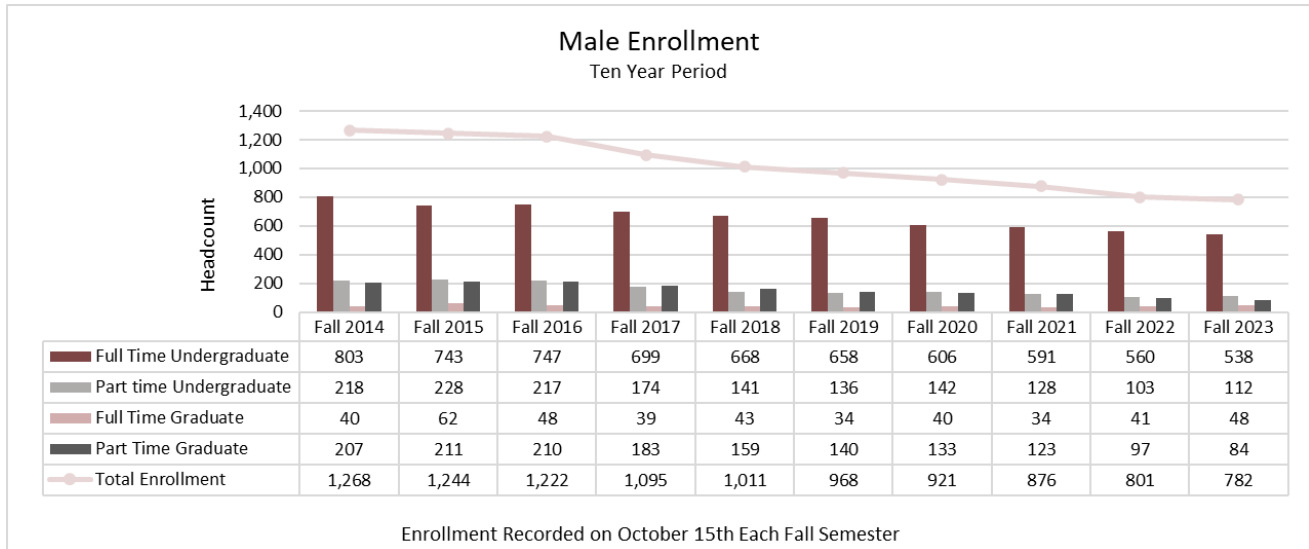
Degree Seeking	Non-Degree Seeking
-13.61%	-9.30%

Source: IPEDS Fall Enrollment Report, Office of Institutional Research, 11/5/24



# ENROLLMENT

## Male Enrollment



**Ten Year Percent Change in Male Enrollment**  
Fall 2014-Fall 2023

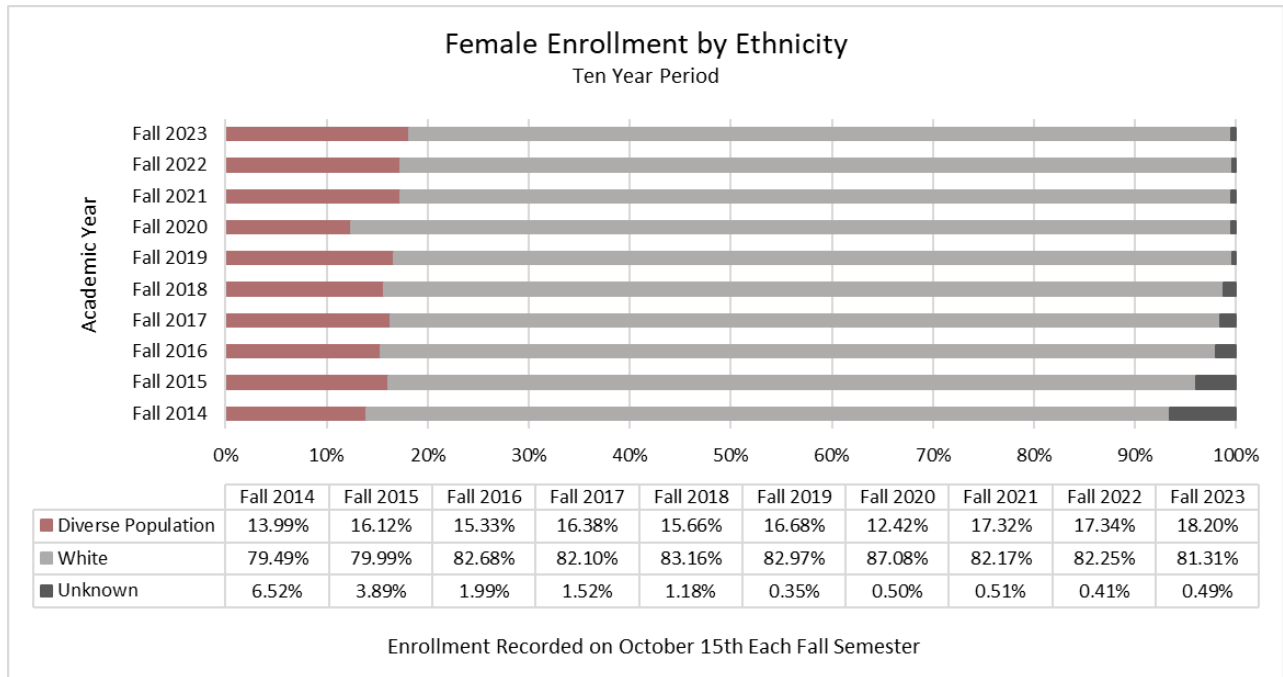
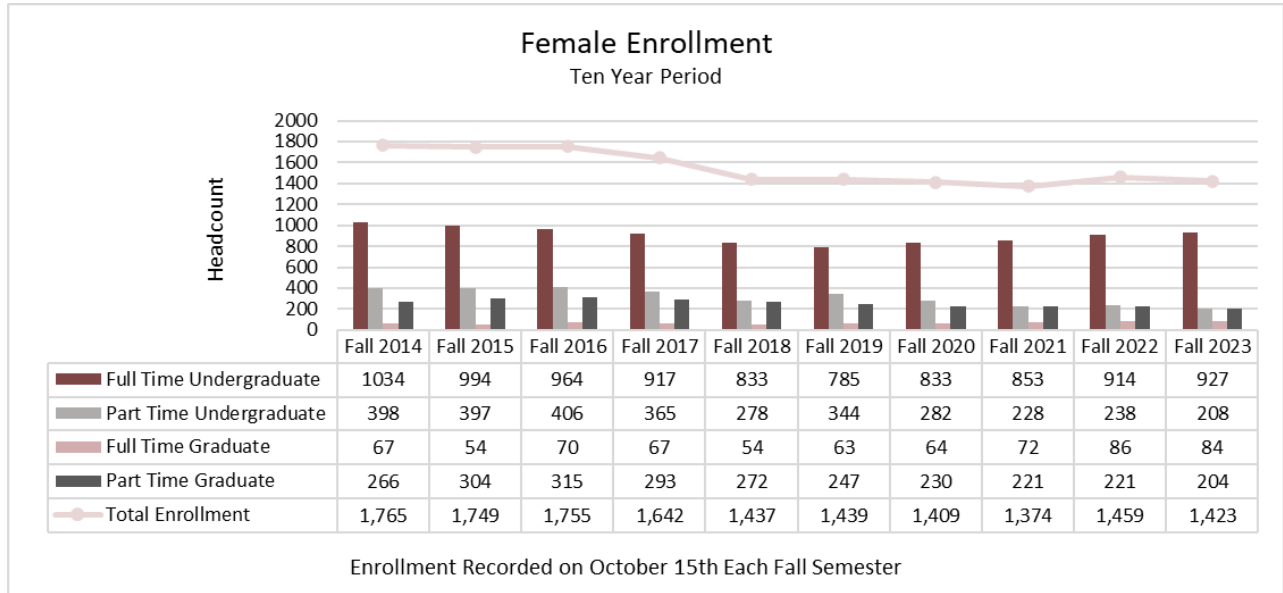
Full-Time Undergraduate	Part-Time Undergraduate	Full-Time Graduate	Part-Time Graduate	Total Male Enrollment
-33.00%	-48.62%	20.00%	-59.42%	-38.33%

Source: IPEDS Fall Enrollment Report, Office of Institutional Research 11/4/24



# ENROLLMENT

## Female Enrollment



**Ten Year Percent Change in Female Enrollment**  
Fall 2014-Fall 2023

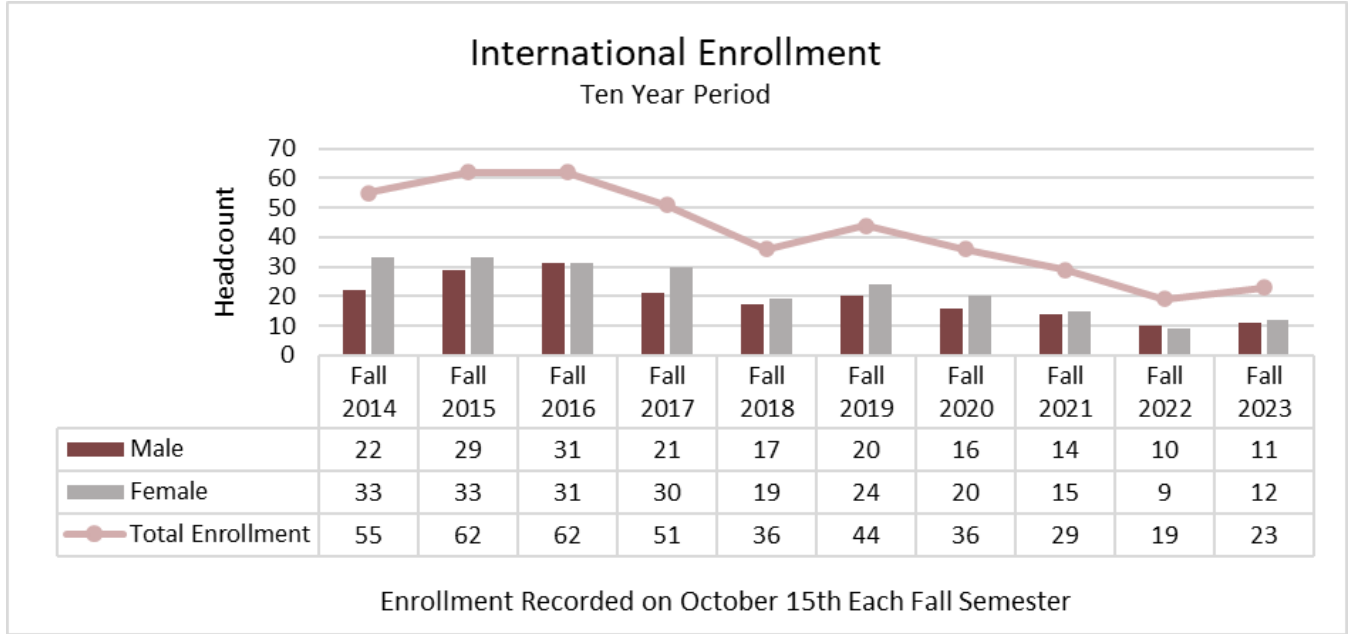
Full-Time Undergraduate	Part-Time Undergraduate	Full-Time Graduate	Part-Time Graduate	Total Female Enrollment
-10.35%	-47.74%	25.37%	-23.31%	-19.38%

Source: IPEDS Fall Enrollment Report, Office of Institutional Research 11/4/24



# ENROLLMENT

## International Enrollment



Ten Year Percent Change in International Enrollment		
Fall 2014-Fall 2023		
Male Enrollment	Female Enrollment	Total Enrollment
-50.00%	-63.64%	-58.18%

Source: IPEDS Fall Enrollment Report, Office of Institutional Research 11/4/24



# Student Outcomes

2023-2024 Fact Book



## Freshman Retention Rate Summary

All Freshman Students			
Cohort Term	Student Count	Number Retained to Fall	Retention Rate
Fall 2023	322	199	61.80%
Fall 2022	319	222	69.59%
Fall 2021	404	291	72.03%
Fall 2020	377	254	67.37%

Full-Time Freshman Students			
Cohort Term	Student Count	Number Retained to Fall	Retention Rate
Fall 2023	315	199	63.17%
Fall 2022	314	219	69.75%
Fall 2021	398	288	72.36%
Fall 2020	372	253	68.01%

Part-Time Freshman Students			
Cohort Term	Student Count	Number Retained to Fall	Retention Rate
Fall 2023	7	0	0.00%
Fall 2022	5	3	60.00%
Fall 2021	6	3	50.00%
Fall 2020	5	1	20.00%



Freshman Retention Rate Summary

Full-Time Freshman Students - Transitional Student						
Cohort Term	Student Count	Number Retained to Fall	Retention Rate	TSP Student Count	TSP Number Retained to Fall	TSP Retention Rate
Fall 2023	315	199	63.17%	120	57	47.50%
Fall 2022	314	219	69.75%	124	75	60.48%
Fall 2021	398	288	72.36%	77	34	44.16%
Fall 2020	372	253	68.01%	154	88	57.14%

Part-Time Freshman Students - Transitional Student						
Cohort Term	Student Count	Number Retained to Fall	Retention Rate	TSP Student Count	TSP Number Retained to Fall	TSP Retention Rate
Fall 2023	7	0	0.00%	5	0	0.00%
Fall 2022	5	3	60.00%	2	1	50.00%
Fall 2021	6	3	50.00%	0	0	0.00%
Fall 2020	5	1	20.00%	1	0	0.00%

Source: IPEDS Fall Enrollment Report, Office of Institutional Research



### Transfer Retention Rate Summary

All Transfer Students			
Cohort Term	Student Count	Number Retained to Fall	Retention Rate
Fall 2023	165	104	63.03%
Fall 2022	206	135	65.53%
Fall 2021	148	100	67.57%
Fall 2020	133	85	63.91%

Full-Time Transfer Students			
Cohort Term	Student Count	Number Retained to Fall	Retention Rate
Fall 2023	146	96	65.75%
Fall 2022	170	113	66.47%
Fall 2021	119	83	69.75%
Fall 2020	96	65	67.71%

Part-Time Transfer Students			
Cohort Term	Student Count	Number Retained to Fall	Retention Rate
Fall 2023	19	8	42.11%
Fall 2022	36	22	61.11%
Fall 2021	29	17	58.62%
Fall 2020	37	20	54.05%

---

Source: IPEDS Fall Enrollment Report, Office of Institutional Research



**Transfer Retention Rate Summary**

Full-Time Transfer Student with Associate Degree						
Cohort Term	Student Count	Number Retained to Next Fall	Retention Rate	Number with Associate Degree	Number with Associate Degree Retained to Next Fall	Retention Rate for Transfer Students with Associate Degree
Fall 2023	146	96	65.75%	39	33	84.62%
Fall 2022	170	113	66.47%	67	51	76.12%
Fall 2021	119	83	69.75%	47	34	72.34%
Fall 2020	96	65	67.71%	42	29	69.05%

Full-Time Transfer Student without Associate Degree						
Cohort Term	Student Count	Number Retained to Next Fall	Retention Rate	Number without Associate Degree	Number without Associate Degree Retained to Next Fall	Retention Rate for Transfer Students without Associate Degree
Fall 2023	146	96	65.75%	107	63	58.88%
Fall 2022	170	113	66.47%	103	62	60.19%
Fall 2021	119	83	69.75%	72	49	68.06%
Fall 2020	96	65	67.71%	54	36	66.67%

*Source: IPEDS Fall Enrollment Report, Office of Institutional Research*



**Transfer Retention Rate Summary**

Part-Time Transfer Student with Associate Degree						
Cohort Term	Student Count	Number Retained to Next Fall	Retention Rate	Number with Associate Degree	Number with Associate Degree Retained to Next Fall	Retention Rate for Transfer Students with Associate Degree
Fall 2023	19	8	42.11%	5	2	40.00%
Fall 2022	36	22	61.11%	12	9	75.00%
Fall 2021	29	17	58.62%	10	8	80.00%
Fall 2020	37	20	54.05%	13	7	53.85%

Part-Time Transfer Student without Associate Degree						
Cohort Term	Student Count	Number Retained to Next Fall	Retention Rate	Number without Associate Degree	Number without Associate Degree Retained to Next Fall	Retention Rate for Transfer Students without Associate Degree
Fall 2023	19	8	42.11%	14	6	42.86%
Fall 2022	36	22	61.11%	24	13	54.17%
Fall 2021	29	17	58.62%	19	9	47.37%
Fall 2020	37	20	54.05%	24	13	54.17%

*Source: IPEDS Fall Enrollment Report, Office of Institutional Research*



**Degree-Seeking Graduation Rate Cohort Summary**

First Year Full Time (FTFT) Six Year				
IPEDS Graduating Year	IPEDS Degree Seeking Cohort Year	Total Headcount	Headcount Completing Degree in Six (6) Years	Six (6) Year Graduation Rate
Spring 2020	2014	460	193	41.96%
Spring 2021	2015	413	160	38.74%
Spring 2022	2016	382	169	44.24%
Spring 2023	2017	394	150	38.07%
Spring 2024	2018	367	185	50.41%

First Year Full Time (FTFT) Eight Year				
IPEDS Graduating Year	IPEDS Degree Seeking Year	Total Headcount	Headcount Completing Degree in Eight (8) Years	Eight (8) Year Graduation Rate
Spring 2021	2013	413	166	40.19%
Spring 2022	2014	382	172	45.03%
Spring 2023	2015	394	153	38.83%
Spring 2024	2016	367	186	50.68%

Source: Degree Seeking Graduation Rate Cohort Summary Report, Office of Institutional Research



**Degree-Seeking Graduation Rate Cohort Summary**

First Year Part-Time (FYPT) Six Year				
IPEDS Graduating Year	IPEDS Degree Seeking Cohort Year	Total Headcount	Headcount Completing Degree in Six (6) Years	Six (6) Year Graduation Rate
Spring 2020	2014	6	0	0.00%
Spring 2021	2015	15	1	6.67%
Spring 2022	2016	6	2	33.33%
Spring 2023	2017	3	0	0.00%
Spring 2024	2018	1	1	100.00%

First Year Part-Time (FYPT) Eight Year				
IPEDS Graduating Year	IPEDS Degree Seeking Year	Total Headcount	Headcount Completing Degree in Eight (8) Years	Eight (8) Year Graduation Rate
Spring 2021	2013	15	3	20.00%
Spring 2022	2014	6	2	33.33%
Spring 2023	2015	3	0	0.00%
Spring 2024	2016	1	1	100.00%

---

*Source: Degree Seeking Graduation Rate Cohort Summary Report, Office of Institutional Research*



**Degree-Seeking Graduation Rate Cohort Summary**

Transfer Full-Time Six Year				
IPEDS Graduating Year	IPEDS Degree Seeking Cohort Year	Total Headcount	Headcount Completing Degree in Six (6) Years	Six (6) Year Graduation Rate
Spring 2020	2014	175	77	44.00%
Spring 2021	2015	174	92	52.87%
Spring 2022	2016	159	112	70.44%
Spring 2023	2017	119	82	68.91%
Spring 2024	2018	119	73	61.34%

Transfer Full-Time Eight Years				
IPEDS Graduating Year	IPEDS Degree Seeking Year	Total Headcount	Headcount Completing Degree in Eight (8) Years	Eight (8) Year Graduation Rate
Spring 2021	2013	174	94	54.02%
Spring 2022	2014	159	114	71.70%
Spring 2023	2015	119	82	68.91%
Spring 2024	2016	119	73	61.34%

*Source: Degree Seeking Graduation Rate Cohort Summary Report Office of Institutional Research*



**Degree-Seeking Graduation Rate Cohort Summary**

Transfer, Part-Time Six Year				
IPEDS Graduating Year	IPEDS Degree Seeking Cohort Year	Total Headcount	Headcount Completing Degree in Six (6) Years	Six (6) Year Graduation Rate
Spring 2020	2014	74	21	28.38%
Spring 2021	2015	66	25	37.88%
Spring 2022	2016	70	23	32.86%
Spring 2023	2017	53	34	64.15%
Spring 2024	2018	36	13	36.11%

Transfer, Part-Time Eight Year				
IPEDS Graduating Year	IPEDS Degree Seeking Year	Total Headcount	Headcount Completing Degree in Eight (8) Years	Eight (8) Year Graduation Rate
Spring 2021	2013	66	25	37.88%
Spring 2022	2014	70	24	34.29%
Spring 2023	2015	53	36	67.92%
Spring 2024	2016	39	13	36.11%

---

*Source: Degree Seeking Graduation Rate Cohort Summary Report Office of Institutional Research*



**Degree-Seeking Graduation Rate Cohort Summary**

Graduate, Full-Time Six Years				
IPEDS Graduating Year	IPEDS Degree Seeking Cohort Year	Total Headcount	Headcount Completing Degree in Six (6) Years	Six (6) Year Graduation Rate
Spring 2020	2014	42	31	73.81%
Spring 2021	2015	55	34	61.82%
Spring 2022	2016	57	40	70.18%
Spring 2023	2017	46	31	67.39%
Spring 2024	2018	48	35	72.92%

Graduate, Full-Time Eight Years				
IPEDS Graduating Year	IPEDS Degree Seeking Year	Total Headcount	Headcount Completing Degree in Eight (8) Years	Eight (8) Year Graduation Rate
Spring 2022	2014	57	40	70.18%
Spring 2023	2015	46	32	69.57%
Spring 2024	2016	48	35	72.92%

*Source: Degree Seeking Graduation Rate Cohort Summary Report Office of Institutional Research*



**Degree-Seeking Graduation Rate Cohort Summary**

Graduate, Part-Time Six Year				
IPEDS Graduating Year	IPEDS Degree Seeking Cohort Year	Total Headcount	Headcount Completing Degree in Six (6) Years	Six (6) Year Graduation Rate
Spring 2020	2014	138	91	65.94%
Spring 2021	2015	137	90	65.69%
Spring 2022	2016	133	101	75.94%
Spring 2023	2017	108	85	78.70%
Spring 2024	2018	83	54	65.06%

Graduate, Part-Time Eight Year				
IPEDS Graduating Year	IPEDS Degree Seeking Year	Total Headcount	Headcount Completing Degree in Eight (8) Years	Eight (8) Year Graduation Rate
Spring 2022	2014	133	103	77.44%
Spring 2023	2015	108	87	80.56%
Spring 2024	2016	83	54	65.06%

---

*Source: Degree Seeking Graduation Rate Cohort Summary Report Office of Institutional Research*



### NCAA Graduation Report

The NCAA Graduation Rates Institution Report gives graduation information about the most recent six-year graduating class of students and student-athletes who entered as freshmen in 2017-2018.

Freshman Cohort Graduation Rates		
	All Students	Student Athletes*
2017—2018 Graduation Rate	38%	46%
Four-Class Average	41%	43%
Student-Athlete Academic Success Rate		68%

\*Only students receiving athletic aid are included in this report

Undergraduate Enrollment Data indicates the number of full-time, undergraduate, baccalaureate, degree-seeking students enrolled for the 2023 fall term and the number of men and women in each racial or ethnic group. This data also identifies how many student-athletes were enrolled and received athletics aid for the 2023-2024 academic year and the number of men and women in each racial or ethnic group.

Undergraduate Enrollment Data						
All Full-Time Baccalaureate-Degree Seeking Students Enrolled 2023-2024						
	All Students			Student-Athletes		
	Men	Women	Total	Men	Women	Total
American Indian	11	10	21	2	0	2
Asian	3	4	7	0	1	1
Black	44	13	57	22	3	25
Hispanic or Latino	64	113	177	13	21	25
Native Hawaiian / Pacific Islander	3	0	3	2	0	2
Non-Resident Alien	9	11	20	2	2	4
Two or More	35	28	63	16	4	20
Unknown	4	3	7	2	1	3
White	365	744	1109	94	64	158
<b>Total</b>	<b>538</b>	<b>926</b>	<b>1464</b>	<b>153</b>	<b>96</b>	<b>249</b>

\*Only students receiving athletic aid are included in this report

Enrollment of Student Athletes		
Number of Students by Sports Category		
	Men	Women
Basketball	15	15
Cross Country / Track	21	24
Football	92	
Other	25	57

\*Only students receiving athletic aid are included in this report

Source: 2024 NCAA Graduation Report



**NCAA Graduation Report**

The Graduation Rates Institution Report provides information about two groups of students:

- 1) All undergraduate students who were enrolled in a full-time program of study for a baccalaureate degree
- 2) Student-athletes who received athletics aid from the school for any period of time during their entering year. Athletics aid is a grant, scholarship, tuition waiver or other assistance from a college or university that is awarded on the basis of a student’s athletics ability.

The graduation rate (percent) is based on a comparison of the number (N) of students who entered Chadron State College and the number of those who graduated within six years. For example, if 100 students entered and 60 graduated within six years, the graduation rate is 60%.

Graduation Rate Data for All Students												
	Men				Women				Total			
	2017-2018		4-Class		2017-2018		4-Class		2017-2018		4-Class	
	N	%	N	%	N	%	N	%	N	%	N	%
American Indian	***	***	17	24%	***	***	17	12%	***	***	34	18%
Asian	***	***	***	***	***	***	***	***	***	***	***	***
Black	***	***	62	18%	***	***	13	31%	***	***	75	20%
Hispanic or Latino	29	28%	81	33%	21	52%	79	43%	50	38%	160	38%
Pacific Islander	***	***	5	0%	***	***	6	0%	***	***	11	0%
Non-Resident Alien	***	***	17	59%	***	***	21	14	***	***	38	34%
Two or More	9	11%	33	21%	11	36%	32	47%	20	25%	65	34%
Unknown	***	***	***	***	***	***	***	***	***	***	***	***
White	132	39%	546	39%	163	41%	699	47%	295	40%	1245	43%
<b>Total</b>	<b>192</b>	<b>34%</b>	<b>776</b>	<b>36%</b>	<b>202</b>	<b>42%</b>	<b>873</b>	<b>45%</b>	<b>394</b>	<b>38%</b>	<b>1649</b>	<b>41%</b>

\*Only students receiving athletic aid are included in this report



## NCAA Graduation Report

Two different measures of graduation rates are presented in this report. Federal Graduation Rate and Academic Success Rate. The Federal Graduation Rate indicates the percentage of freshmen who entered and received athletics aid during a given academic year who graduated within six years. The ASR adds to the first-time freshmen, those students who entered midyear, first-time freshmen who did not receive athletics aid but participated in athletics, and student-athletes who transferred into CSC and participated in athletics. Both the Federal Graduation Rate and the ASR subtracts students from the entering cohort who are considered allowable exclusions (i.e. those who either die or become permanently disabled, those who leave the school to join the armed forces, foreign services or attend a church mission). In addition, the ASR subtracts those who left the institution prior to graduation, had athletics eligibility remaining and would have been academically eligible to compete had they returned to the institution.

Graduation Rate Data for Student Athletes															
Academic Success Rate															
	Men					Women					Total				
	2017-2018		4-Class		ASR	2017-2018		4-Class		ASR	2017-2018		4-Class		ASR
	N	%	N	%	%	N	%	N	%	%	N	%	N	%	%
American Indian	***	***	***	***	***	***	***	***	***	***	***	***	***	***	***
Asian	0	-	0	-	***	0	-	0	-	***	0	-	0	-	***
Black	***	***	50	28%	48%	***	***	7	14%	67%	***	***	57	26%	49%
Hispanic	5	20%	23	26%	52%	4	75%	11	64%	100%	9	44%	34	38%	64%
Pacific Islander	0	-	***	***	***	0	-	***	***	***	0	-	***	***	***
Non-Res Alien	0	-	0	-	-	0	-	0	-	-	0	-	0	-	-
Two or More	***	***	13	46%	42%	***	***	3	67%	100%	***	***	16	50%	52%
Unknown	0	-	***	***	***	0	-	***	***	***	0	-	***	***	***
White	42	43%	159	45%	72%	29	59%	90	54%	86%	71	49%	249	48%	77%
<b>Total</b>	<b>63</b>	<b>38%</b>	<b>249</b>	<b>39%</b>	<b>62%</b>	<b>35</b>	<b>60%</b>	<b>116</b>	<b>52%</b>	<b>84%</b>	<b>98</b>	<b>46%</b>	<b>365</b>	<b>43%</b>	<b>68%</b>

\*Only students receiving athletic aid are included in this report



# Student Engagement

2023-2024 Fact Book



### National Survey of Student Engagement

Student engagement represents two critical features of collegiate quality. The first is the amount of time and effort students put into their studies and other educationally purposeful activities. The second is how the institution resources, courses, and other learning opportunities facilitate student participation in activities that matter to student learning. NSSE surveys undergraduate students in their first and final years to assess their levels of engagement and related information about their experience at Chadron State College.

NSSE annually collects information at hundreds of four-year colleges and universities about student participation in activities and programs that promote their learning and personal development. The results provide an estimate of how undergraduates spend their time and what they gain from attending their college or university. Institutions use their data to identify aspects of the undergraduate experience that can be improved through changes in policy and practice.

Colleges and universities participate in NSSE because they want to learn more about what their students think and how they can improve the undergraduate experience at their institution. The survey is completed by a random sample of students.

\*CSC assesses student engagement every other year by participating in the National Survey of Student Engagement (NSSE). In the 2023-2024 academic year, CSC did not participate in NSSE. To view data from the prior participation cycle please see the Student Engagement section in the 2022-2023 Fact Book.



# Credit Hour Production

2023-2024 Fact Book



### General Admission Information

The Board of Trustees for the Nebraska State Colleges establishes a schedule of tuition and fees to be charged by the State Colleges (NSCS Board Policy 6021). Specific courses may have additional assessed fees. Online courses are assessed at a combined-tuition-and-fees set rate per credit hour. See current tuition and fees at <https://www.csc.edu/businessoffice/tuition-and-fees/>. On-campus housing rates are also available at <https://www.csc.edu/housing/housing-rates/>. Payment plans are available upon discussion with the CSC Business Office at <https://www.csc.edu/businessoffice/payment-plans/>. Account information is distributed through MyCSC. Students should check their account balance regularly. For more information about costs, visit <https://www.csc.edu/businessoffice/tuition-and-fees/>.

Chadron State College is committed to the policy that all persons have equal opportunity and access to programs without discrimination on the basis of race, color, national origin, marital status, gender, age, religion, or disability. All students seeking admission for enrollment must complete the Application for Admission and submit all related documents before final acceptance can be granted. All materials become the property of Chadron State College and will not be returned. Admission may be revoked if granted on the basis of false information willfully submitted, or if the disclosure of facts required in the application process are intentionally concealed or omitted.

Chadron State College shall admit as students those persons who have graduated from an accredited high school or who present evidence of the achievement of a High School Equivalency Certificate based on the General Educational Development examination.

#### CIVILITY

Civil behavior enhances the learning environment and is expected at all times. Courtesy and respect for others are essential elements to the learning process. Courses offered through Chadron State College welcome a difference of opinion, discourse, and debate within a civil environment. Please refer to NSCS Board Policy 3100 (Conduct and Discipline; Students) for further information.

#### CLASS ATTENDANCE AND/OR PARTICIPATION POLICY

The College assumes that students will seek to profit from the instructional program and will recognize the importance of attending every class meeting or courses for which credit is expected. Responsibility for notifying faculty of absences, and for arranging potential make-up rests with the students. In courses that utilize an online format, students are expected to participate in an appropriate and frequent manner, as determined by the course instructor.

*Source:* <http://catalog.csc.edu/undergraduate/costs-financial-aid/> 02/20/24  
<https://www.csc.edu/admissions/> 02/20/24  
<https://app.policyiq.com/ChadronStateCollege/Content/View/3432?Key=c320bad9-cae1-4820-bac1-ec7a3b6d69ba> 02/20/24  
<http://catalog.csc.edu/undergraduate/expectations-academic-conduct/> 02/20/24



### Definitions of Course Formats

Students are expected to achieve course learning outcomes irrespective of the course delivery formats or modality of instruction. Significant factors in student achievement or outcomes or competencies include active participation and focused efforts. At a minimum, one course credit consists of a 45-hour time commitment that includes:

- Designed learning activities (e.g. lectures, peer teaching presentations, and for student group work) that are the equivalent of at least 15 hours of instruction and student work.
- Student effort involving a *minimum* of 30 hours of preparation, practice, review, and study beyond the designed learning activities.

The completion of the 45-hour time commitment does not ensure a passing grade. Achievement of the course outcomes or competencies must be demonstrated.

#### CLASSROOM BASED COURSES

Classroom-based courses require participation within the traditional classroom and are *not* distance learning courses.

- 01-1000 Face-to-Face courses are conducted in an on-site face-to-face format or mode of instruction.
- 99 Hybrid sections are conducted in an on-site face-to-face format or mode of instruction with a virtual learning experience and/or component.
- 89 Blended sections accommodate both on-campus and distance learners

#### DISTANCE EDUCATION COURSES

Distance learning courses are available entirely on the Internet:

- 79 Online sections require that all students participate completely online. This involves faculty-to-student and student-to-student interaction.
- 89 Blended sections are designed to accommodate both On-campus learners and distance learners. Campus-based learners have online access to course materials, but are required to attend regularly scheduled face-to-face classroom instruction.

#### DUAL-CREDIT (ACES) COURSES

ACES (Access to College Engagement to Success) or dual-credit refers to courses taught to high school students for which the students receive both high school credit and college credit.

Face-to-Face sections are conducted in an approved high school.



### Definitions of Course Formats

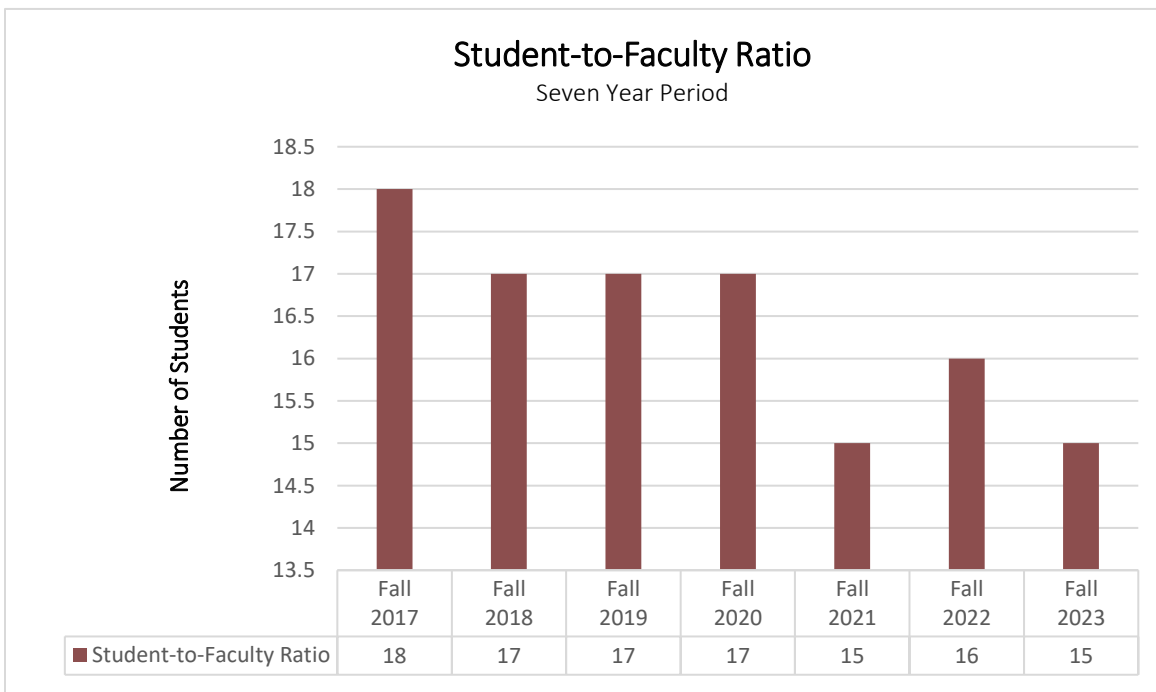
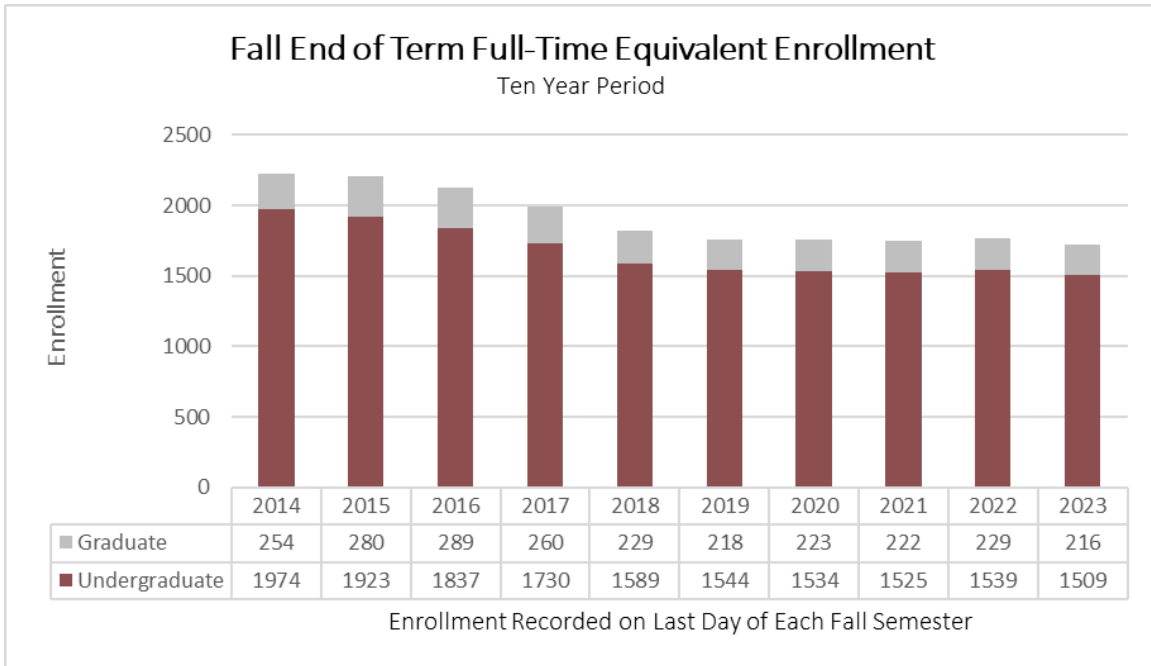
#### OFF-CAMPUS ONSITE COURSES

Off-campus onsite course sections are conducted in a classroom geographically separate from the CSC campus in Chadron, NE. These locations do not have a full range of administrative and student services staffed by the facilities personnel. Such services are provided in Chadron. A facility may provide access to instruction requiring students to be present at a physical location that receives interactive video or other forms of web-based instruction. The following course sections are characterized as off-campus onsite courses:

- 4000 Face-to-Face, Synchronous, or Interactive Television sections are conducted in Scottsbluff.



Full-Time Equivalent Enrollment

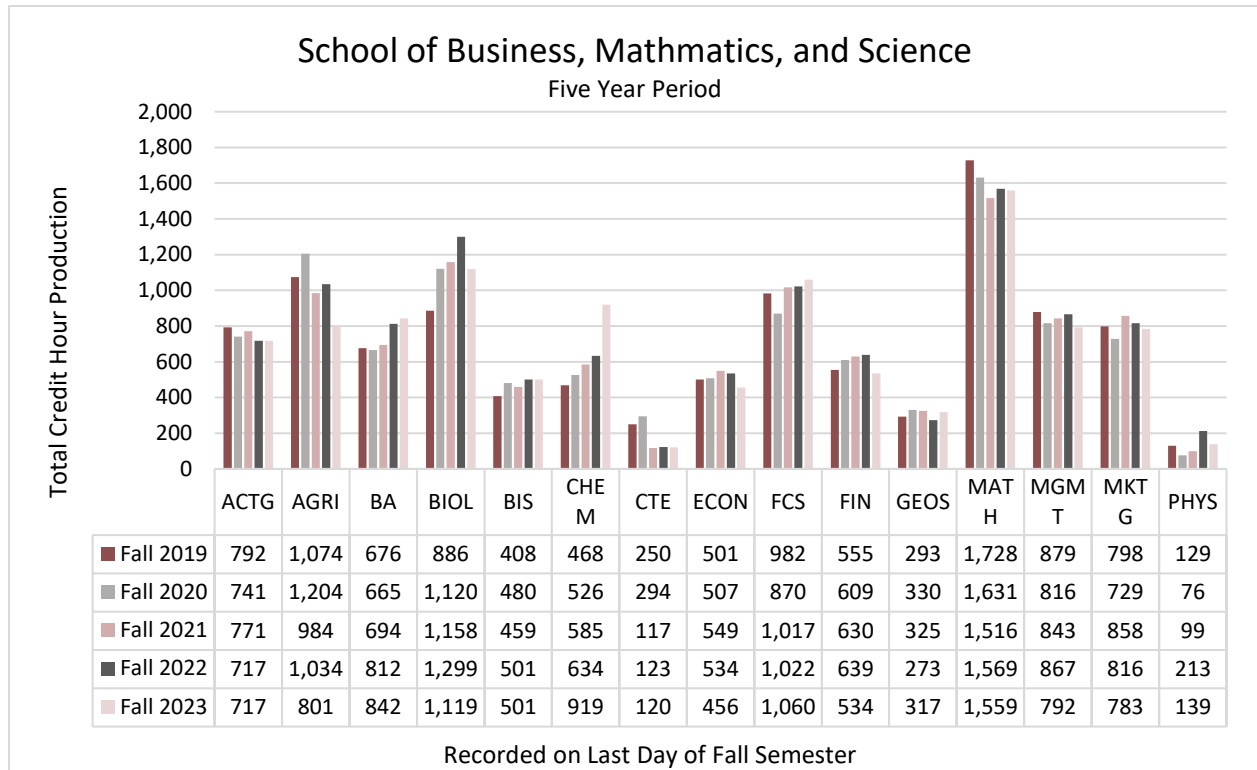


Source: IPEDS Fall Enrollment Report, Office of Institutional Research



# CREDIT HOUR PRODUCTION

## Credit Hour Production



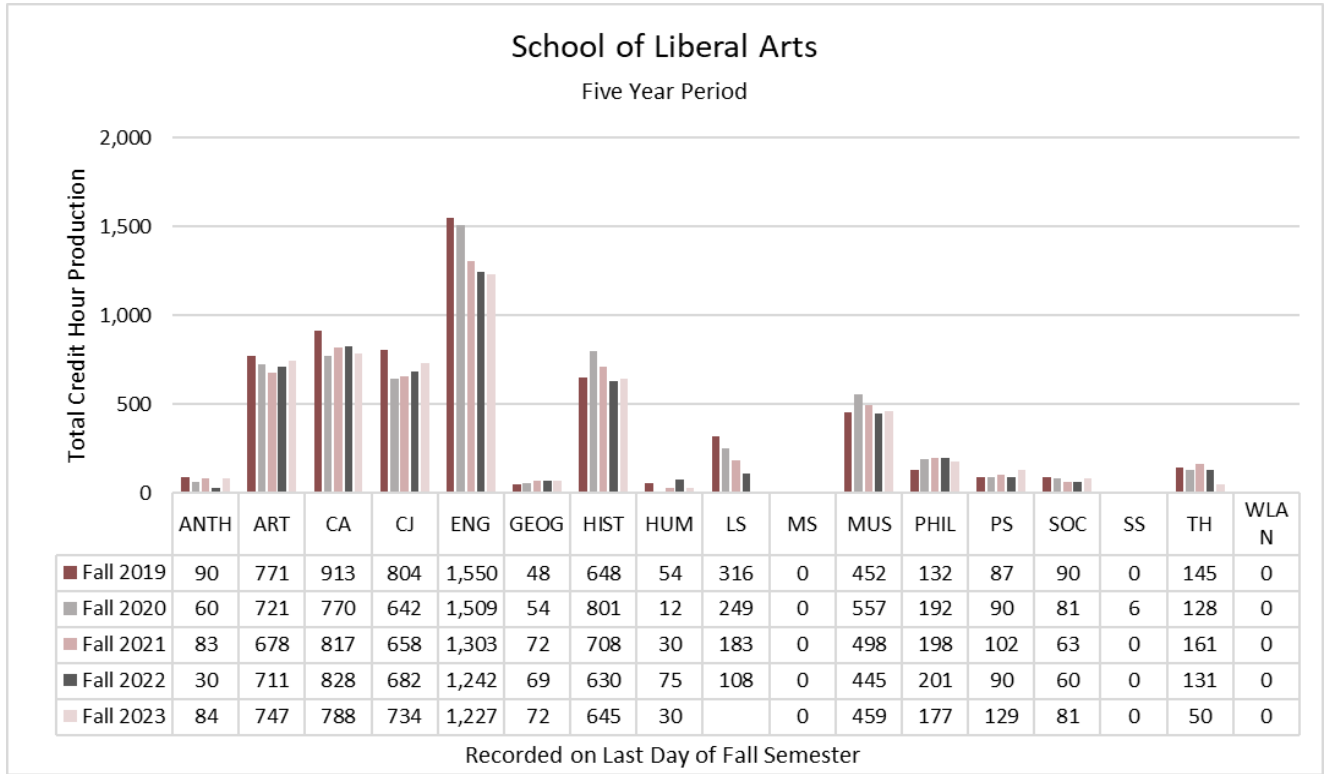
ACTG	Accounting
AGRI	Agriculture
BA	Business Administration
BIOL	Biology
BIS	Business Information Systems
CHEM	Chemistry
CTE	Comprehensive Technical Education
ECON	Economics
FCS	Family and Consumer Sciences
FIN	Finance
GEOS	Geoscience
MATH	Mathematics
MGMT	Management
MKTG	Marketing/Entrepreneurship
PHYS	Physical Science

Source: End of Term Student Course Information Freeze Files, Office of Institutional Research



# CREDIT HOUR PRODUCTION

## Credit Hour Production



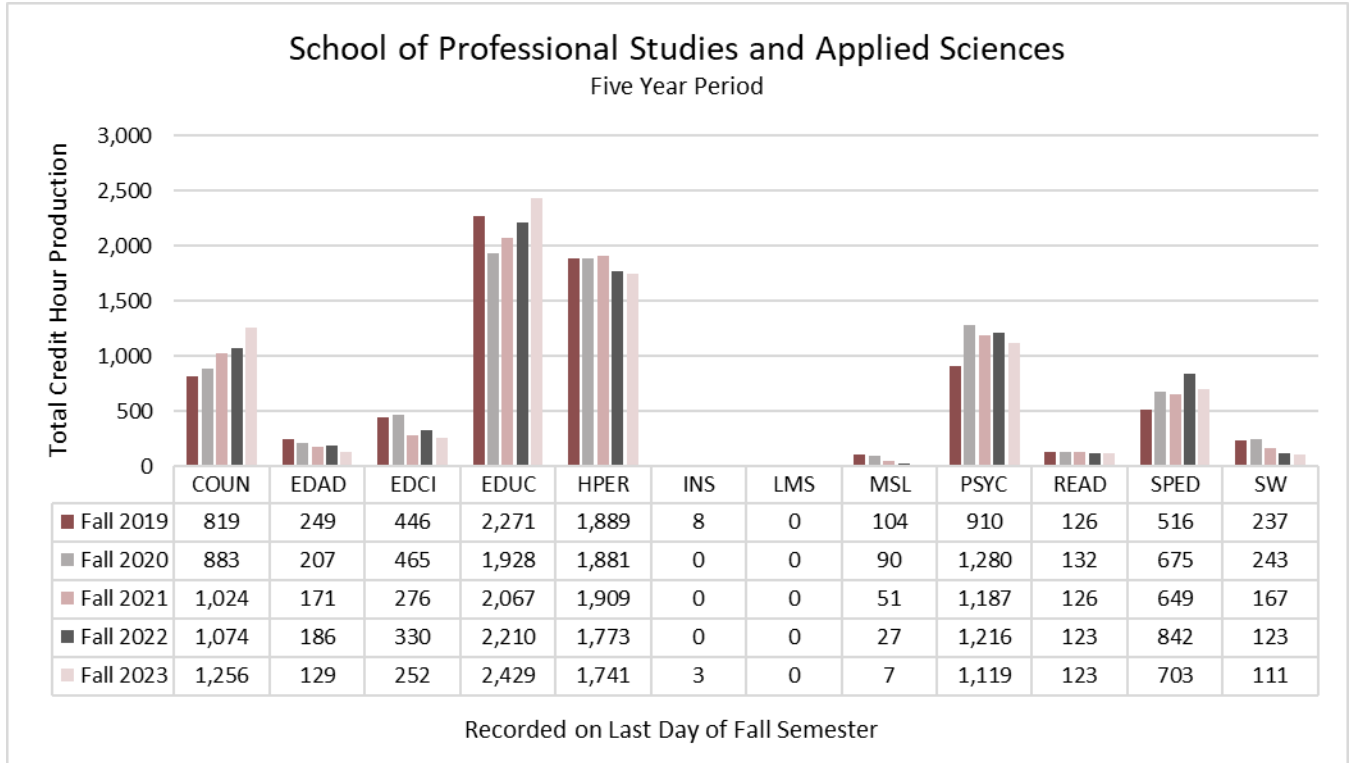
ANTH	Anthropology
ART	Art
CA	Communication Arts
CJ	Criminal Justice
ENG	English
GEOG	Geography
HIST	History
HUM	Humanities
LS	Legal Studies
MS	Museum Studies
MUS	Music
PHIL	Philosophy
PS	Political Science
SOC	Sociology
SS	Social Science
TH	Theatre
WLAN	World Language

Source: End of Term Student Course Information Freeze Files, Office of Institutional Research



# CREDIT HOUR PRODUCTION

## Credit Hour Production



COUN	Counseling
EDAD	Education Administration
EDCI	Education Curriculum Instruction
EDUC	Education
HPER	Health, Physical Education, and Recreation
INS	Inservice
LMS	Library
MSL	Military Science Leadership
PSYCH	Psychological Studies
READ	Reading
SPED	Special Education
SW	Social Work

Source: End of Term Student Course Information Freeze Files, Office of Institutional Research



## CREDIT HOUR PRODUCTION

---

### Academic Review Program Summary - Undergraduate

	2019-2020	2020-2021	2021-2022	2022-2023	2023-2024	5 Year Average	5 Year Percent Change
Art and Theatre*	54	48	40	43	30	43	-44.44%
Business*	407	373	400	394	390	393	-4.18%
Communication Arts	29	26	24	19	22	24	-24.14%
Elementary Education – Early Childhood*	184	173	173	226	237	199	28.80%
English – Humanities*	45	38	48	53	48	46	6.67%
Family & Consumer Sciences*	42	38	41	43	40	41	-4.76%
History*	27	30	24	29	24	27	-11.11
HPER*	154	140	150	135	150	146	-2.60%
Interdisciplinary Studies	51	55	64	53	43	53	-15.69%
Justice Studies	136	110	98	104	103	110	-24.26%
Life Sciences*	160	172	184	175	151	168	-5.63%
Mathematics*	61	57	54	38	35	49	-42.62%
Music*	21	26	23	26	21	23	0.00%
Physical Sciences*	37	46	53	66	71	55	91.89%
Psychology	87	107	99	110	107	102	22.99%
Range Management	132	136	123	104	90	117	-31.82%
Social Science*	32	20	20	14	18	21	-43.75%
Social Work	38	39	28	25	16	29	-57.89%
Special Education*	70	100	106	135	141	110	101.43%
Technical Occupations	28	18	12	7	6	14	-78.57%

\*Secondary Education included



## Academic Review Program Summary – Graduate

	2019-2020	2020-2021	2021-2022	2022-2023	2023-2024	5 Year Average	5 Year Percent Change
Arts and Education	234	248	248	230	167	225	-28.63%
Education*	67	57	54	55	46	56	-3.34%
Business Administration	93	84	98	109	101	97	-8.60%
Organizational Management	63	63	49	37	33	48	-45.00%

\*Secondary Education included

\*\* 2017 Reorganization of Counseling, Arts, and Education



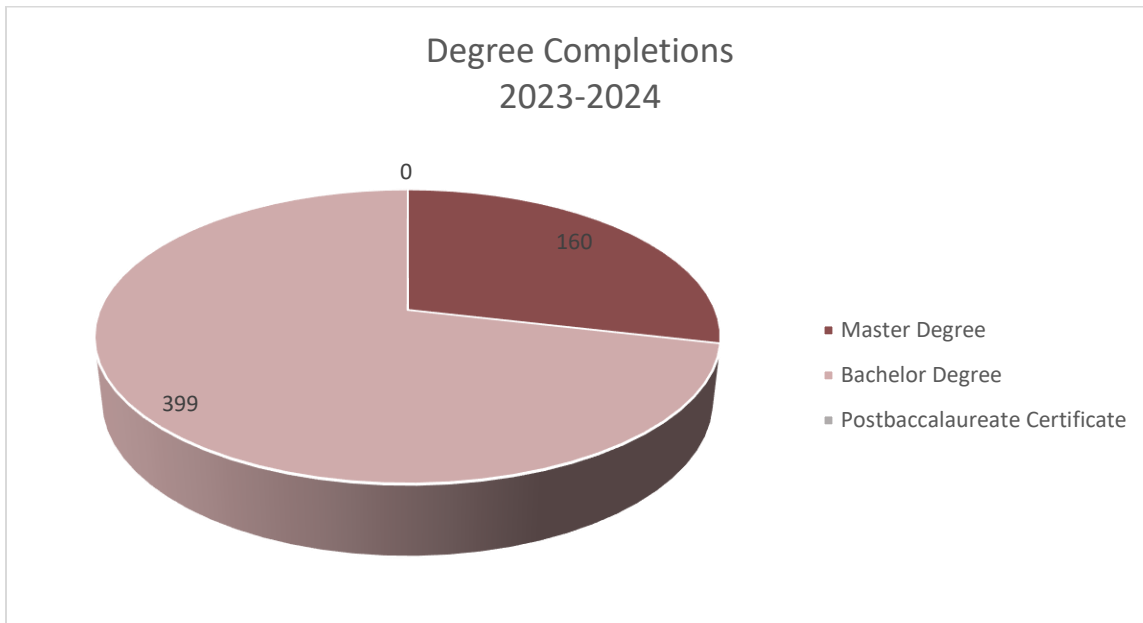
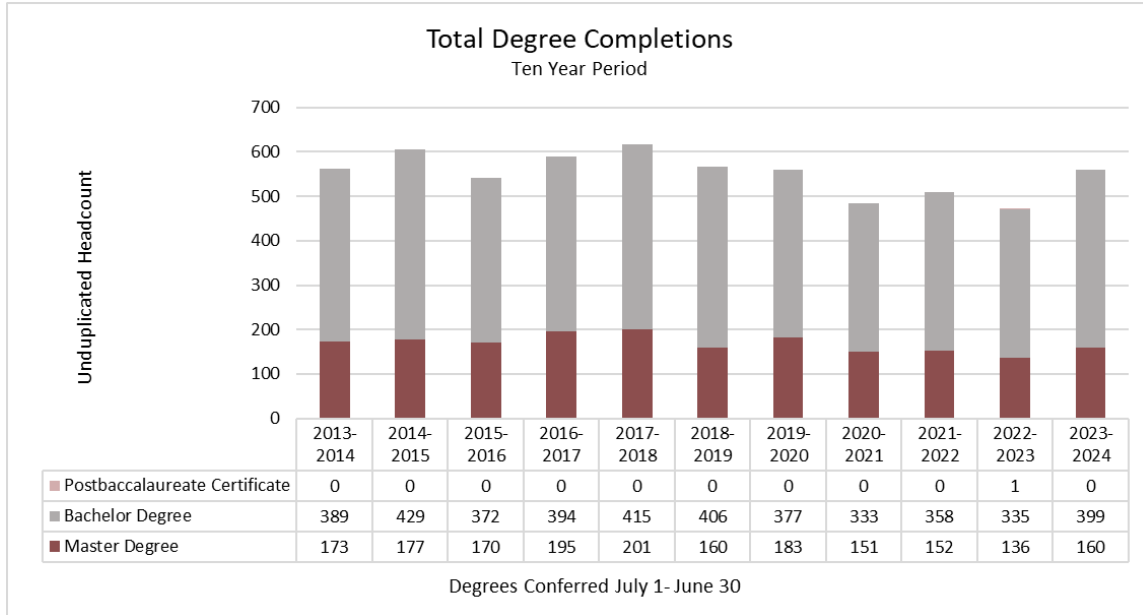
# Degrees Conferred

2023-2024 Fact Book



# DEGREES CONFERRED

## Degrees Conferred



Source: IPEDS Completion Data, Office of Institutional Research 10/22/24



# DEGREES CONFERRED

---

## Degrees Conferred

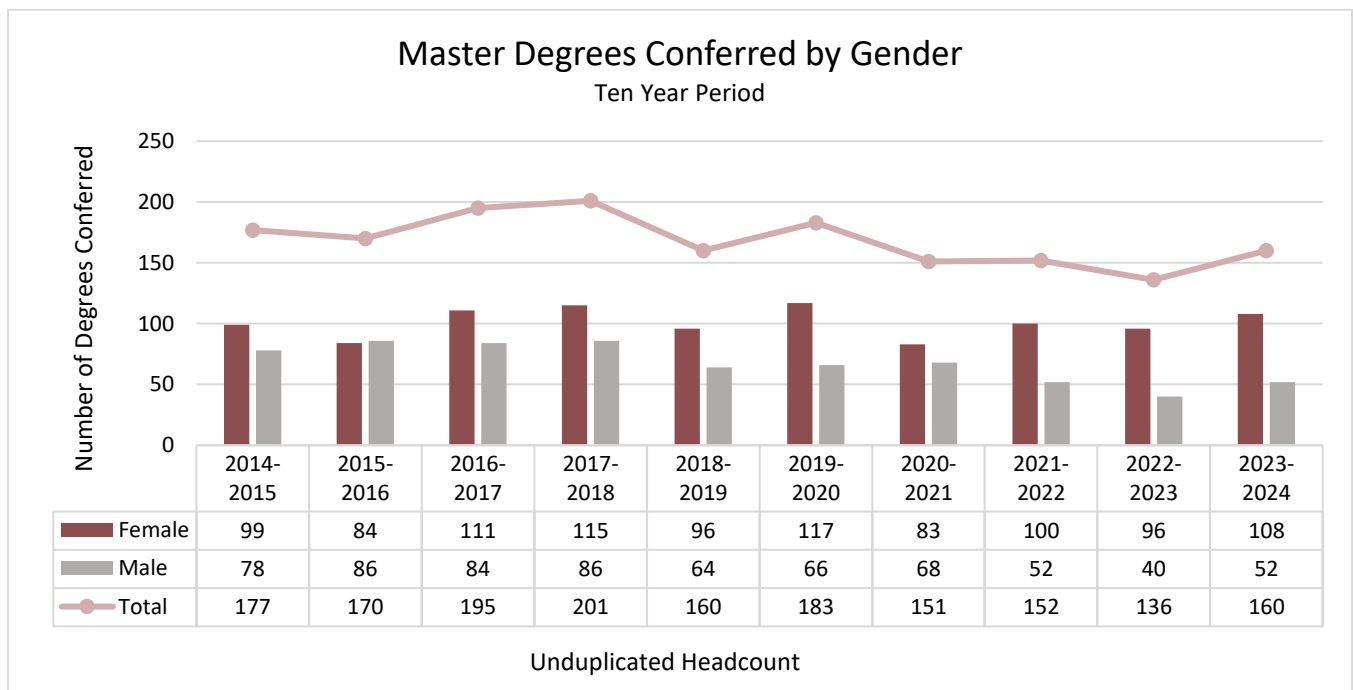
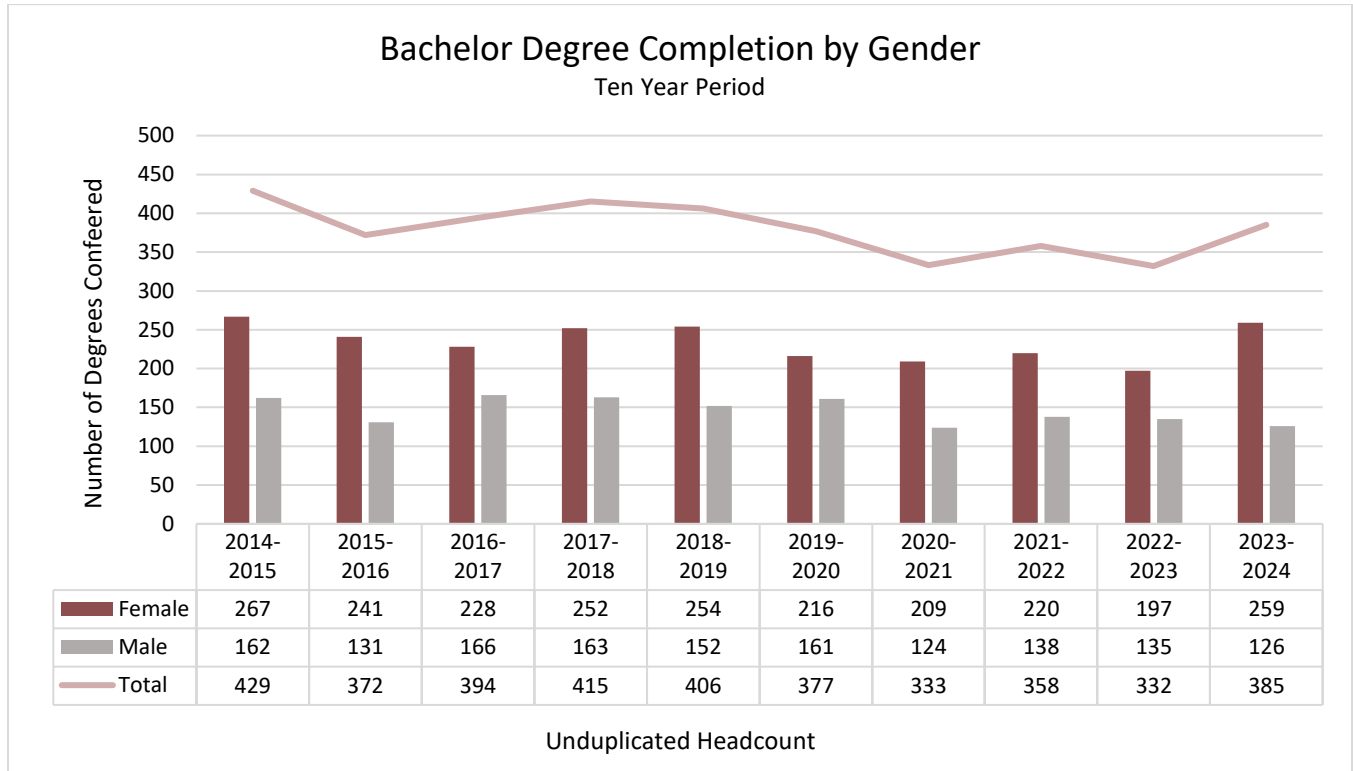
Degrees Conferred 2023-2024			
Program	Bachelors*	Postbaccalaureate Certificate	Masters
Art Studies, General	5		
Biological Sciences	19		
Business Administration and Management	95		43
Corrections and Criminal Justice	23		
Drama and Dramatic/ Theater Arts			
Education	109		77
English Language and Literature	5		
Health/Medical Preparatory Programs	3		
Family Consumer Sciences	6		
History	3		
Multi Interdisciplinary Studies/Technical Occupations	30		
Liberal Arts and Sciences			5
Library and Information Science			
Mathematics	2		
Music	1		
Organizational Behavior Studies			17
Parks, Recreation, Leisure and Fitness	23		
Physical Sciences	21		
Psychology and Counseling Psychology	18		18
Range Science and Management	24		
Social Work	5		
Speech Communication and Rhetoric	7		
Theatre Arts			
<b>Total Degrees Completed</b>	<b>399</b>		<b>160</b>

\*Total Degrees Completed include 1<sup>st</sup> Major and 2<sup>nd</sup> Major



# DEGREES CONFERRED

## Degrees Conferred



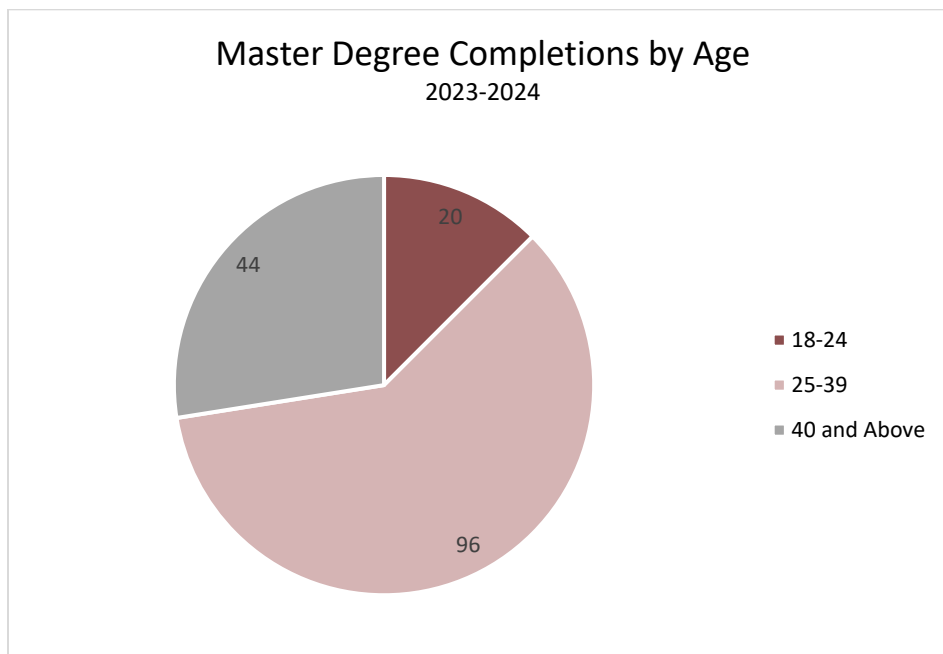
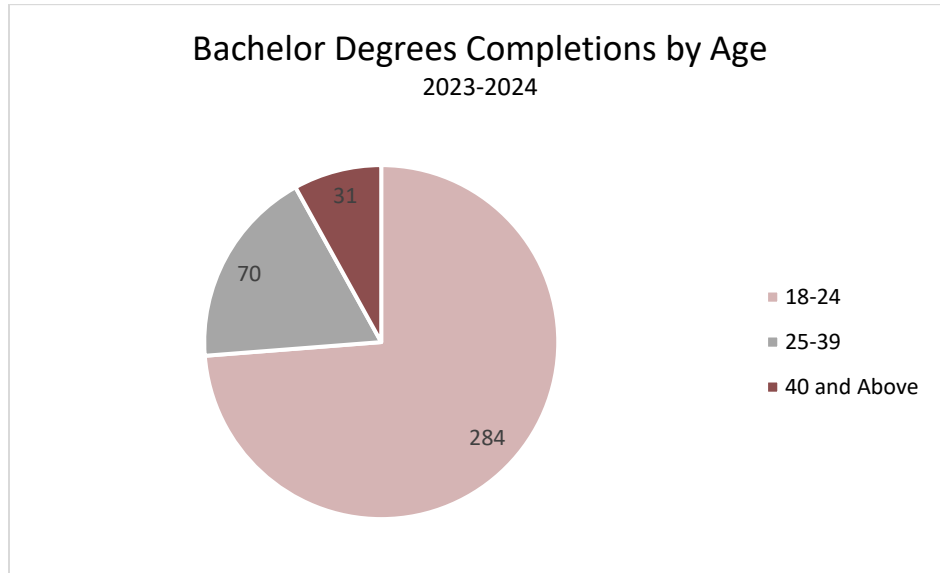
Source: IPEDS Completion Data, Office of Institutional Research 10/22/24



# DEGREES CONFERRED

---

## Degrees Conferred



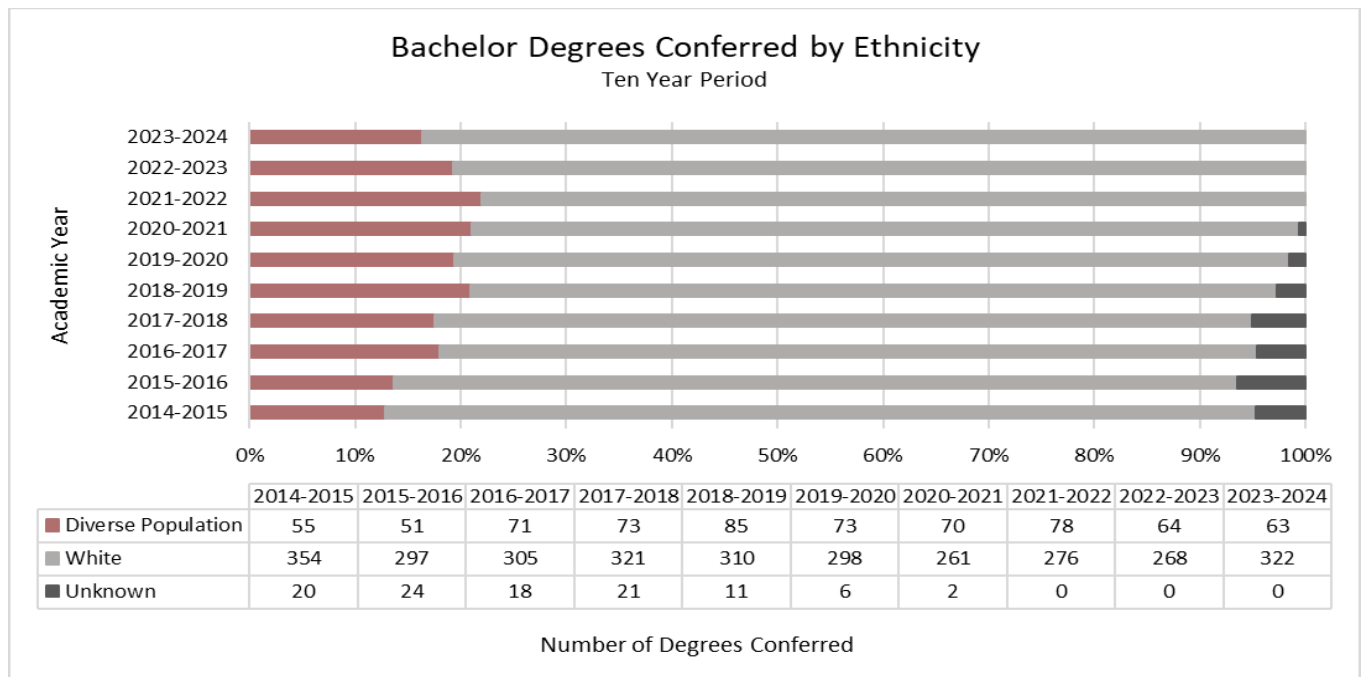
*Source: IPEDS Completion Data, Office of Institutional Research 10/22/24*



# DEGREES CONFERRED

## Bachelor Degrees Conferred

Bachelor Degrees Conferred by Ethnicity										
Five Year Period										
	International	Asian	Black	Hispanic	Native American	Pacific Islander	White	Two or More	Unknown	Total
2019-2020	13	1	1	29	1	2	298	14	6	377
2020-2021	9	2	10	30	4	0	261	15	2	333
2021-2022	8	4	13	38	2	3	276	10	0	354
2022-2023	4	1	10	36	3	0	268	10	0	332
2023-2024	5	1	11	38	3	1	322	4	0	385



Ten Year Percent Change in Bachelor Degrees Conferred		
Fall 2014-Fall 2023		
Diverse Populations	White	Total Headcount
15%	-9%	-10%

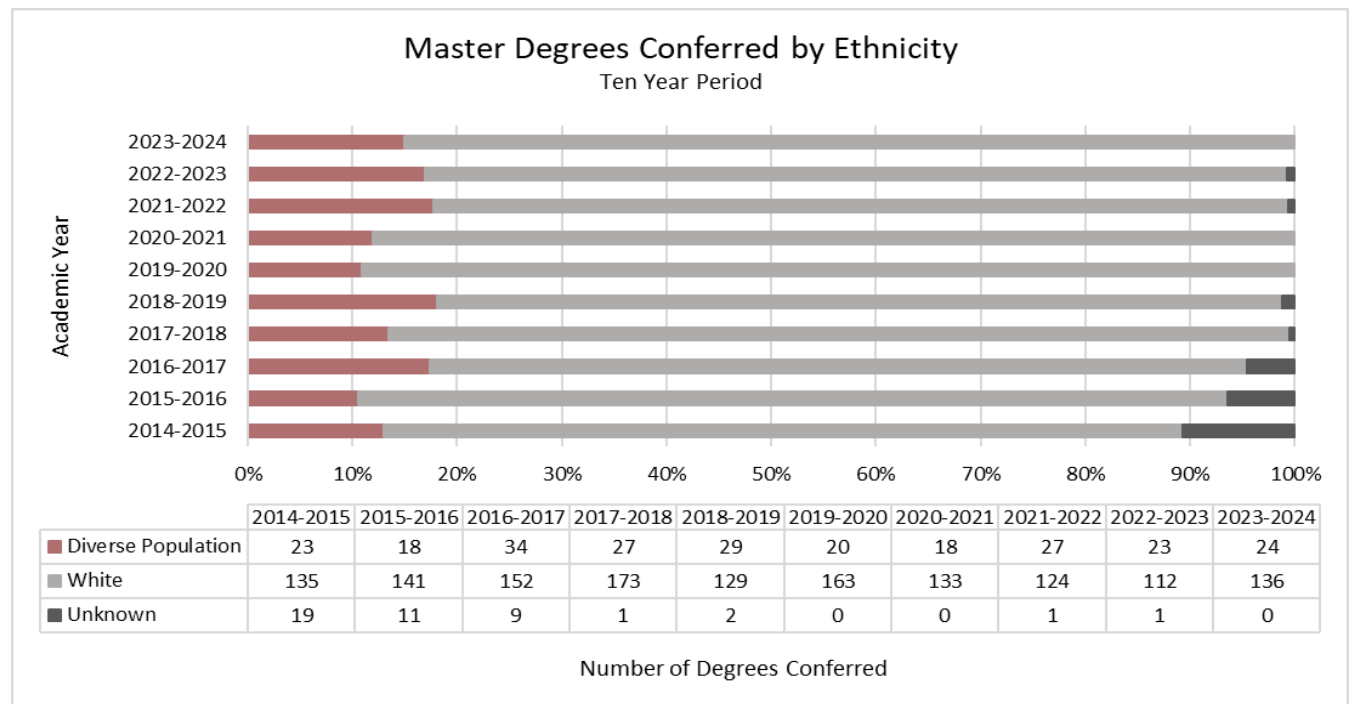
Source: IPEDS Completion Data, Office of Institutional Research 10/22/24



# DEGREES CONFERRED

## Masters Degrees Conferred

Master Degrees Conferred										
Five Year Period										
	International	Asian	Black	Hispanic	Native American	Pacific Islander	White	Two or More	Unknown	Total
2019-2020	2	2	3	8	1	1	163	3	0	183
2020-2021	6	1	3	4	0	0	133	4	0	151
2021-2022	4	3	4	13	1	0	124	2	1	152
2022-2023	1	2	3	7	2	1	112	7	1	136
2023-2024	2	0	3	8	2	1	136	8	0	160



Ten Year Percent Change in Master Degrees Conferred		
Fall 2014-Fall 2023		
Diverse Populations	White	Total Headcount
4%	1%	-10%

Source: IPEDS Completion Data, Office of Institutional Research 10/22/24



# Graduates

2023-2024 Fact Book



## Office of Career and Academic Planning Services

Each year the Office of Career and Academic Planning Services produces a report about the previous year's graduates. This report covers graduates that received Bachelor's or Master's degrees. This information is intended to assist currently enrolled and prospective students in selecting academic majors and making career decisions.

Information was collected through the use of a survey sent to graduates in December. An electronic survey was also available and noted in the mailing. This report represents 5% of Bachelor degree graduates, and 9% of Master degree graduates.

Reports collected by Career and Academic Planning Services can be accessed here:

<https://www.csc.edu/careerservices/>

## Status of Graduates 2023-2024 Career Fair and Interview Days

Chadron State College will no longer be holding a separate spring event for Teacher Interview Day. Administrators are invited to participate in the general Career Fair held in the Fall.

Career Fair Day Attendance Fall 2023	
Employers Attending	37
Students Attending	102



# Financial Resources

2023-2024 Fact Book



### Financial Aid

#### FEDERAL GRANTS

Grants are based on financial need and do not have to be repaid. Chadron State College offers several types of grants:

- Federal Pell Grants: Pell grants are awarded only to undergraduate students seeking first bachelor's degree. Eligibility is based on enrollment status, cost of attendance, and expected family contribution.
- Federal Supplemental Educational Opportunity Grant (SEOG): Federal Supplemental Educational Opportunity Grants are awarded to undergraduate students seeking first bachelor's degree who have exceptional financial need. These funds are limited and are awarded on a first-come-first-serve-basis.
- Nebraska Opportunity Grant (NOG): NOG is awarded to undergraduate students seeking first bachelor's degree, who are residents of Nebraska, and who demonstrate financial need as defined by state statutes. NOG is awarded on a first-come first-serve basis and needs to be approved with the State of Nebraska before it can be disbursed.

#### WORK STUDY

Federal Work Study (FWS) program is awarded to undergraduate students based on financial need and availability of funds. When you submit the FAFSA to Chadron State College, you must indicate you are interested in Federal Work Study to be considered. This program provides job opportunities for you to earn money to help pay for educational expenses for the academic year. These funds are limited and awarded on a first-come, first-served basis to students who submit a FAFSA by the priority deadline February 1st. A variety of positions are available at our Human Resources site. Work Study permits and information regarding employment opportunities are emailed to your EagleMail at the beginning of each semester and will need to be presented to your employer before you can start work. Please print this document to bring to your employer after you have been hired.

#### FEDERAL DIRECT STUDENT LOANS

The Federal Direct Student Loan provides both need-based (Subsidized) and non-need-based loans (Unsubsidized) for undergraduate students. These *funds must be repaid*. You must submit the FAFSA to determine if you qualify. Eligibility depends upon the student's enrollment status, grade level, and prior borrowing.

- Subsidized Direct Loans are need-based and interest free while the student is enrolled at least half time
- Unsubsidized Direct Loans are non-need-based and interest accrues while the student is enrolled in school

The interest rate varies depending on the loan type and (for most types of federal student loans) the first disbursement date of the loan. Fixed interest rates for Federal Direct Loans disbursed between July 1, 2023 and June 30, 2024:

- Undergraduate, subsidized and unsubsidized: 5.50%
- Graduate, unsubsidized only: 7.05%
- Direct PLUS Loan: 8.05%



## Financial Aid

### FEDERAL AGGREGATE STUDENT LOAN LIMITS

Year	DEPENDENT STUDENTS (except students whose parents are unable to obtain PLUS Loans)	INDEPENDENT STUDENTS (and dependent undergraduate students whose parents are unable to obtain PLUS Loans)
First-Year Undergraduate Annual Loan Limit	\$5,500-No more than \$3,500 of this amount may be in subsidized loans.	\$9,500-No more than \$3,500 of this amount may be in subsidized loans.
Second-Year Undergraduate Annual Loan Limit	\$6,500-No more than \$4,500 of this amount may be in subsidized loans.	\$10,500-No more than \$4,500 of this amount may be in subsidized loans
Third-Year and Beyond Undergraduate Annual Loan Limit	\$7,500-No more than \$5,500 of this may be in subsidized loans	\$12,500-No more than \$5,500 of this amount may be in subsidized loans.
Graduate or Professional Students Annual Loan Limit	Not Applicable (all graduate and professional students are considered independent)	\$20,500(unsubsidized only)
Subsidized and Unsubsidized Aggregate Loan Limit	\$31,000-No more than \$23,000 of this amount may be in subsidized loans.	\$57,500 for undergraduates-No more than \$23,000 of this amount may be in subsidized loans.  \$138,500 for graduate or professional students-No more than \$65,500 of this amount may be in subsidized loans. The graduate aggregate limit includes all federal loans received for undergraduate study.

For most students the annual loan limits are applicable to a scheduled academic year which begins with the fall semester and ends with the summer session. All CSC Direct Loan borrowers who are graduating, leaving school, or dropping below half-time (6 credit hours) enrollment are required to complete Exit Loan Counseling. To complete Exit Counseling you must go online to <https://studentaid.gov/>.

### FEDERAL PARENTS PLUS LOANS

The Federal Parent Loan for Undergraduate Students (PLUS) is available for parents of dependent undergraduate students. Parents may borrow up to the total cost of attendance less other financial aid received. Proceeds are to be used for educational expenses.

Repayment begins within 60 days after the second disbursement is made. However, interest begins to accrue on the date the first disbursement is made. Minimum monthly payments are \$50. The borrower may be allowed up to 10 years to repay the loan. PLUS Loans are subject to credit approval. You will receive your credit decision via email.

If your PLUS Loan is denied, you have additional options:

1. You may pursue an Endorser (co-signer)
  1. Your Endorser will need to log into studentaid.gov using their own FSA ID and Password
  2. Your Endorser will click "Complete an Endorser Addendum" on the HOME page menu.
  3. You will need to provide your Endorser the Endorser Code or Award ID Number
2. If an endorser is not obtained, a student can request consideration for additional unsubsidized loans. Students must request this in writing by emailing [start@csc.edu](mailto:start@csc.edu)

Source: <https://www.csc.edu/start/financial-aid/paying-for-college/9/20/24>



## FINANCIAL RESOURCES

---

### Financial Aid

#### ASSISTANCE FOR NEBRASKA RESIDENTS

- **Nebraska Opportunity Grant (NOG):** NOG is awarded to undergraduate students seeking first bachelor's degree, who are residents of Nebraska, and who demonstrate financial needs as defined by state statutes. NOG is awarded on a first-come first-serve basis and needs to be approved with the State of Nebraska before it can be disbursed.

#### PROJECT STRIVE/TRIO PROGRAMS

Project Strive also has additional funds to be awarded to program participants based on need and established criteria requirements. In order to receive grant aid, students must:

- Be current participants in Project Strive
- Be in their first two years of postsecondary education
- Be currently receiving Federal Pell Grants
- Participate actively in Project Strive to ensure academic success
- Maintain a minimum of 2.0 grade point average

#### SCHOLARSHIPS

Chadron State College offers a variety of competitive scholarships based on area of study, extracurricular activities, and academic criteria



## Undergraduate Financial Aid

Financial Aid				
Full-Time First Time Undergraduate Students 2023-2024				
Type of Aid	Number Receiving Aid	Percent Receiving Aid	Total Amount of Aid Received	Average Amount of Aid Received
Any Student Financial Aid*	311	99%		
Grant or Scholarship Aid	308	98%	\$2,379,013	\$7,724
Federal Grants <i>(duplicated)</i>	159	50%	\$821,265	\$5,165
Pell Grants	147	47%	\$790,423	\$5,377
Other Federal Grants	78	25%	\$30,842	\$345
State/Local Government Grant or Scholarships	80	25%	\$128,162	\$1,602
Institutional Grants or Scholarships	290	92%	\$1,429,586	\$4,930
Loans to Students <i>(duplicated)</i>	184	58%	\$865,363	\$4,703
Federal Student Loans	184	58%	\$756,949	\$4,114
Other Student Loans	14	4%	\$108,414	\$7,744

\* Includes students receiving Federal work study aid and aid from other sources not listed above

Grants or Scholarship Aid				
Undergraduate Students 2023-2024				
Type of Aid	Number Receiving Aid	Percent Receiving Aid	Total Amount of Aid Received	Average Amount of Aid Received
Grant or Scholarship Aid*	1,423	80%	\$11,863,450	\$8,337
Pell Grants	671	38%	\$3,683,029	\$5,489
Federal Student Loans	885	50%	\$4,755,772	\$5,374

\* Grant or scholarship aid includes aid received from the federal government, state or local government, the institution, and other sources known by the instruction.

Military Servicemembers and Veteran's Benefits				
Undergraduate and Graduate 2023-2024				
Type of Aid	Number Receiving Aid	Total Amount of Aid Received	Average Amount of Aid Received	
Post 9/11 GI Bill Benefits	22	\$102,078	\$4,640	
Undergraduate Students	20	\$93,846	\$4,692	
Graduate Students	2	\$8,232	\$4,116	
Department of Defense Tuition Assistance Program	10	\$20,717	\$2,072	
Undergraduate Students	5	\$8,717	\$1,743	
Graduate Students	5	\$12,000	\$2,400	

Source: IPEDS Financial Aid 2024-2025, Office of Institutional Research



# Campus Activities

2023-2024 Fact Book



## NCAA Sports and Other Athletics

Chadron State College offers a well-rounded athletic program for the benefit of both the student body and the general public. Intercollegiate competition for men is available in football, basketball, wrestling, track and field, cross-country, and rodeo. For women, intercollegiate competition is available in volleyball, basketball, track and field, cross country, wrestling, golf, softball, and rodeo.

The Eagles belong to the Rocky Mountain Athletic Conference (RMAC) and the National Collegiate Athletic Association (NCAA), Division II. Intramurals are available for men, women, and co-ed teams in a variety of activities. The college also has a strong Physical Education Department, which annually produces outstanding teachers and coaches. Physical education, fitness and recreational activities on the Chadron State campus benefit greatly from the Nelson Physical Activity Center, one of the region’s outstanding multi-use facilities.

Varsity Athletes Final Roster Numbers		
	Men	Women
Basketball	15	15
Cross Country	17	18
Football	139	
Golf		7
Rodeo	14	21
Indoor Track	44	38
Outdoor Track	44	38
Softball		26
Volleyball		23
Wrestling	37	19
<b>Total</b>	<b>310</b>	<b>205</b>



Club sports include Cheer.



Chadron State Intramural Sports provide participants the opportunity to participate in a fun but competitive atmosphere – and to get more involved with their friends and fellow students!

Source: 2024 Equity in Athletics Disclosure Act (EADA), Office of Institutional Research 10/29/24  
<https://www.csc.edu/npac/intramural/> 10/1/24



## Student Athletes by Men's Sport and Academic Plan

Fall 2023 Student Athletes By Department and Academic Plan	Basketball	Football	Rodeo	Wrestling	Track/Cross Country	Grand Total
<b>Graduate Programs</b>						
Business Administration MBA		1		4		5
Organizational Management		2				2
Professional Development GR		1		1		2
<b>Undergraduate Programs</b>						
Art		1			1	2
Biology	1	5		2	1	9
Business Administration	5	43	5	9	9	71
Business, Mktg, and IT 6-12		1				1
Communication Arts		2				2
English Language Arts					1	1
FCS 6-12	1					1
General Business	1	6	1	2	1	11
Health and Physical Educ PK-12		6			3	9
History 7-12		1				1
Interdisciplinary Studies	2	3	2		1	8
Justice Studies: Criminal Just		7		1	3	11
Mathematics	1				2	3
Mathematics 6-12					2	2
Nutrition and Dietetics					2	2
Physical Education 7-12		1			2	3
Physical Sciences		2		2		4
Psychological Studies		6			1	7
Rangeland Management		4	5	8	3	20
Social Science 7-12				1		1
Special Education Gen K-12					1	1
Sport, Fitness, and Recreation	4	28			3	35
Sports and Recreation Mgmt		5		4	5	14
Undeclared		2		1	1	4
<b>Grand Total</b>	<b>15</b>	<b>127</b>	<b>13</b>	<b>35</b>	<b>41</b>	<b>231</b>

Source: Student Athlete Listing (used to generate the Athletic Equity EADA report), Fall 2023



## Student Athletes by Women's Sports and Academic Plan

Fall 2023 Student Athletes By Department and Academic Plan	Basketball	Golf	Rodeo	Softball	Volleyball	Wrestling	Track/Cross Country	Grand Total
<b>Graduate</b>								
Business Administration MBA		1						1
Organizational Management		1			2		1	4
Professional Development		1						1
<b>Undergraduate</b>								
Art		1			1			2
Biology	2		2	1	3	3	5	16
Business Administration	5		9	6	3	1	5	29
Communication Arts			2	1	1			4
Early Childhood Inclusive					1			1
Elementary Educ K-8			3		3		3	9
English Language Arts 7-12							1	1
Family and Consumer Sciences							2	2
FCS 6-12					1			1
General Business	1		1	1	1		2	6
Health & Phys Educ PK-12							2	2
Health Sciences				1			2	3
Interdisciplinary Studies	1							1
Justice Studies: Criminal Just		1		3		7	4	15
Justice Studies: Legal Studies			1	1				2
Mathematics				1				1
Mathematics 6-12				1				1
Nutrition and Dietetics							2	2
Physical Sciences		1		2	1	2	2	8
Psychological Sciences	2			1	3	2	2	10
Rangeland Management			1	1			2	4
Social Science 7-12	1							1
Social Work						1		1
Special Education Gen K-12							1	1
Sport, Fitness, and Recreation	3			6	3	3	2	17
Sports and Recreation Mgmt		1	1					2
<b>Grand Total</b>	<b>15</b>	<b>7</b>	<b>20</b>	<b>26</b>	<b>23</b>	<b>19</b>	<b>38</b>	<b>148</b>

Source: Student Athlete Listing (used to generate the Athletic Equity EADA report), Fall 2023



# Facilities

2023-2024 Fact Book



# FACILITIES

## Campus Map



**CHADRON STATE COLLEGE**

Chadron State College is an equal opportunity institution. CSC does not discriminate against any student, employee or applicant on the basis of race, color, national origin, sex, sexual orientation, gender identity, disability, religion, or age in employment and education opportunities, including but not limited to admission decisions. Inquiries regarding non-discrimination policies and practices may be directed to: Human Resources, Chadron State College, 1000 Main St., Chadron, NE 69337, Telephone: 308-432-6224, Email: hr@csc.edu.

CSC has also designated an individual to coordinate the college's efforts to comply with Title IX of the Education Amendments of 1972. Inquiries regarding Title IX may be directed to: Title IX Coordinator, Chadron State College, 1000 Main St. Chadron, NE 69337, Telephone: 308-430-0980, Email: titleixcoordinator@csc.edu.

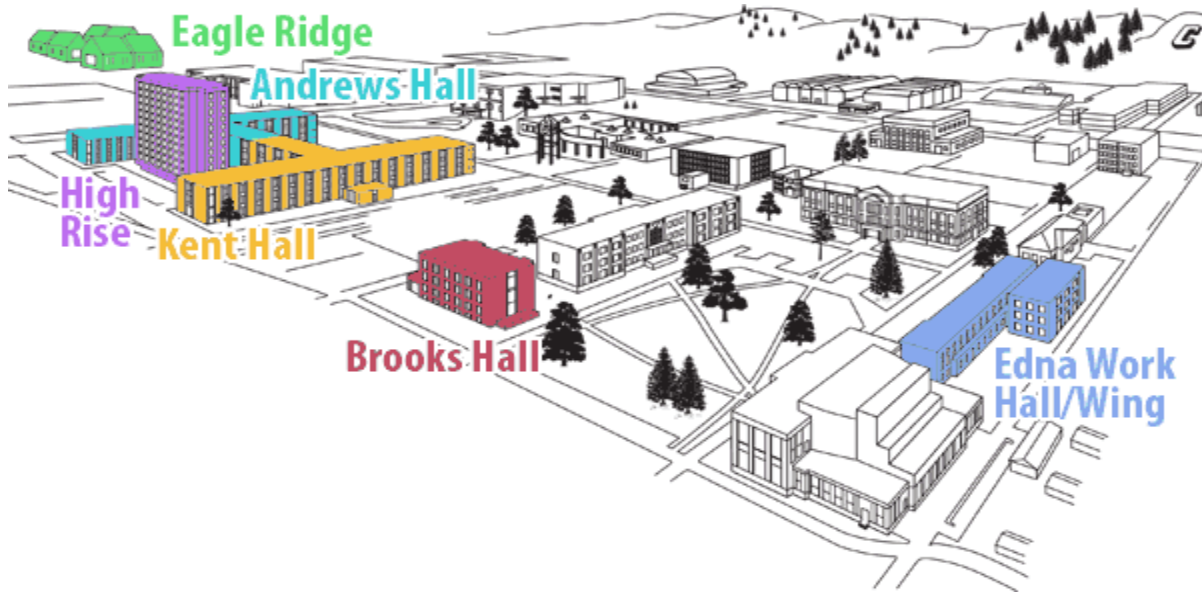
### CSC CAMPUS

- |                          |  |                                 |  |                                     |
|--------------------------|--|---------------------------------|--|-------------------------------------|
| 1. Student Center        | 8. Mari Sandoz High Plains Heritage Center | 15. High Rise                   | 22. Math Science Center of Innovative Learning | 29. Nelson Physical Activity Center |
| 2. King Library          | 9. Work Hall/Wing                          | 16. Andrews Hall                | 23. Softball Field                             | 30. Maintenance Services Building   |
| 3. Sparks Hall           | 10. Memorial Hall                          | 17. Backyard                    | 24. Practice/Intramural Fields                 | 31. Sandoz Heritage Trail           |
| 4. Miller Hall           | 11. Brooks Hall                            | 18. Eagle Ridge Housing Complex | 25. National Guard Armory                      | 32. C-Hill                          |
| 5. Sheaman Heating Plant | 12. Crites Hall                            | 19. Rangeland Complex           | 26. Choicome Center/Armstrong Gymnasium        | 33. Outdoor Track Complex           |
| 6. Old Admin             | 13. Amphitheatre                           | 20. Coffee Agriculture Pavilion | 27. Marshall Press Box                         |                                     |
| 7. Hildreth Hall         | 14. Kent Hall                              | 21. Burkhiser Complex           | 28. Elliott Field/Beebe Stadium                |                                     |

Source: College Relations Office



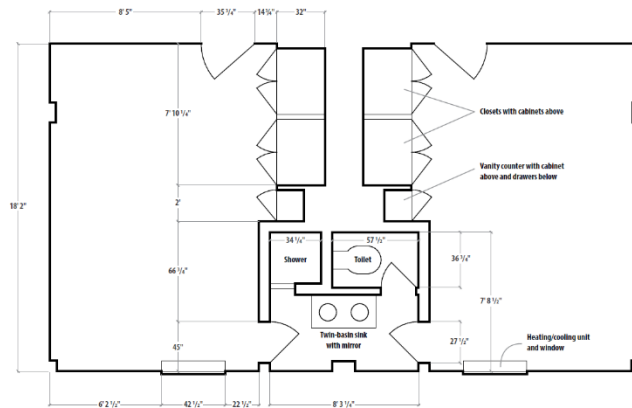
### Campus Housing



Chadron State College takes great pride in our on-campus housing. Our residence halls offer double and single occupancy, in a variety of room arrangements. The rooms are spacious and well-furnished. All residence halls are located on campus, in close proximity to classrooms and campus activities.

CSC has six dormitory halls on campus in three different buildings: Andrews, Hall, Kent Hall, High Rise, Edna Hall, Edna Wing, and Eagle Ridge. Brooks hall is no longer being used. Room sizes are as follows:

#### Andrews Hall



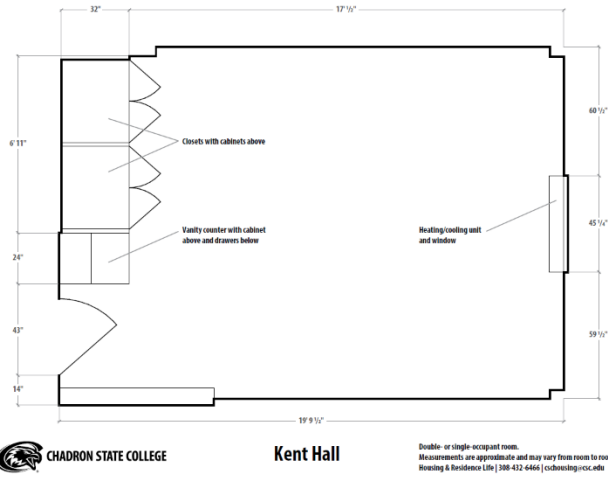
Andrews Hall

Two double- or single-occupant rooms with shared bathroom. Measurements are approximate and may vary from room to room. Housing & Residence Life | 308-432-6466 | cchostmg@cscc.edu

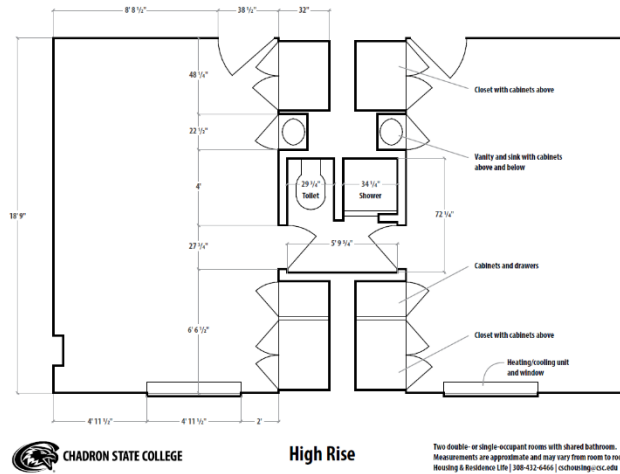


# FACILITIES

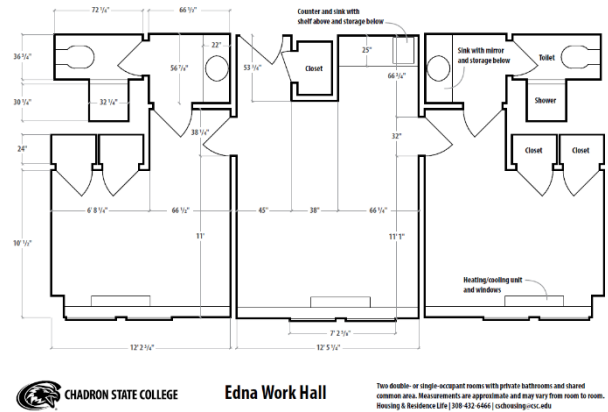
## Kent Hall



## High Rise:



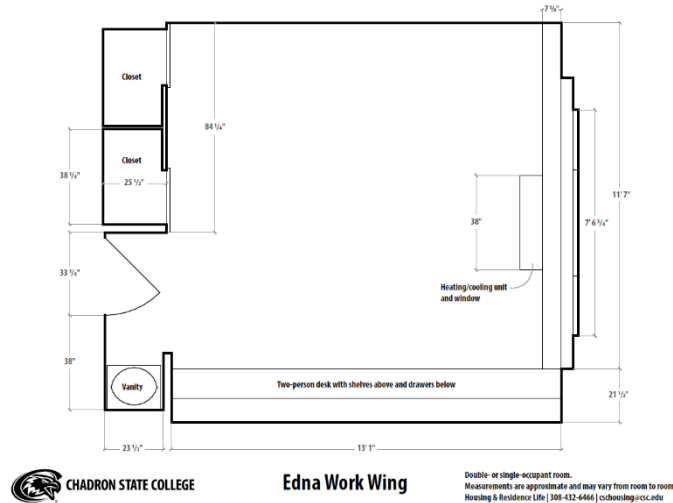
## Edna Hall:



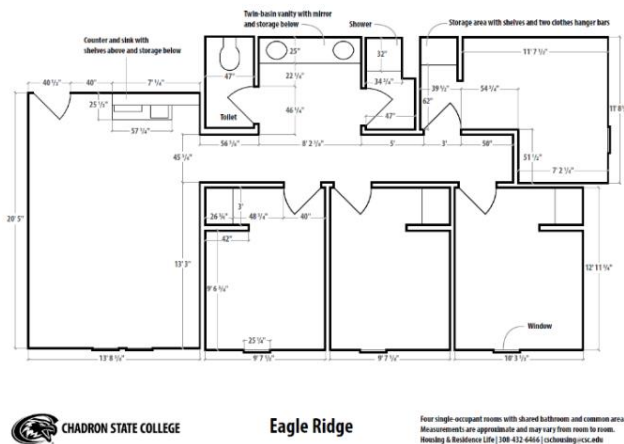


## FACILITIES

### Edna Wing:



### Eagle Ridge:



### Edna G. Work Hall (1932)

Currently housing predominantly upper-division students, this 39,111 GSF three-story building was built as a women’s dormitory. It was expanded in the 1960s to provide additional student housing and was extensively renovated in 2008 into 48 suite-style rooms. A living room, measuring 15 feet by 12 feet 5, inches, separates the bedrooms, both of which measure 12 feet by 13 feet six inches. Each bedroom includes a complete bathroom. Optional furnishings include twin beds, a chair, a desk and a three-drawer dresser. Each floor features a laundry room, a community area with a TV, and a separate study room. Other amenities include a 24-hour computer lab with printing, and a 24-hour exercise room, located in the basement. This building is listed on the National Register of Historic Places.

*Source: Housing & Residence Life*



### Campus Housing (Cont'd)

#### Edna G. Work Wing (1960s)

The 1960s expansion of Edna Work Hall was the addition of Edna Work Wing, a three-story building that predominately houses incoming freshmen looking for a quiet study atmosphere. It is a three-story hall, co-ed by each half of the floor. Each floor is equipped with a laundry room and a community bathroom. All rooms feature a sink, a mirror, built-in closets and a built-in shelf/counter. Optional furnishing includes a twin bed and study chair.

Together, Edna Work Hall and Wing also offer a spacious conference room for study groups, and two spacious lobby areas with big-screen cable TV and lounge chairs.

#### Kent Hall (1965)-

This 91,635 GSF three-story structure is located on the west side of the main residence hall complex, which also includes High Rise Residence Hall and Andrews Hall. Kent Hall is coed by floor/wing, with bathroom and shower facilities located in the center of the hall on each floor. Room size is 15 feet 7 inches by 13 feet 11 inches. Kent Hall is equipped with laundry facilities, storage rooms, and a TV lounge. It is home to “The Landing,” which is a large game room, equipped with tables, a furnished lounge area, a big-screen TV, a foosball table, and a pool table.

#### Andrews Hall (1966)

This 92,182 GSF three-story structure is located on the east side of the main residence hall complex, which also includes High Rise Residence Hall and Kent Hall. Andrews Hall provides coed housing for predominately upper-division students. Andrews Hall is arranged in suites, with every two rooms sharing a bathroom. Room size is 11 feet 10 inches by 10 feet 18 inches. The TV/recreational lounge, located in the basement, includes a ping-pong table, a pool table, and other entertainment equipment.

#### High Rise Residence Hall (1967)

This 127,315 GSF eleven-story structure is located in the center of the three-building main residence hall complex, which also includes Kent Hall and Andrews Hall. The coed-by-suite arrangement allows every two rooms to share a bathroom. Room size is 12 feet by 18 feet 8 inches. Located on each floor are utility and storage rooms and a lounge. Study rooms are spaced throughout the hall. Laundry facilities are located in the basement, along with a study area and an exercise area. A lounge on the ground level serves as an attractive visiting area. High Rise houses a 24-hour computer lab, located in the lobby.

#### Eagle Ridge (2014)

The newest addition to campus housing, Eagle Ridge provides co-ed housing for predominately upper-division students. Located on the eastern edge of the campus, Eagle Ridge consists of three apartment-style buildings, each containing six apartments. All apartments contain four private bedrooms; a bathroom with two sinks, toilet and shower; and a common living area. All bedrooms are furnished with a bed, a dresser, and a desk and chair. Each building features laundry facilities, a community lounge, and an open outdoor deck.



### Administrative Services Facilities

#### Sparks Hall (1914)

Sparks Hall, a 17,218 GSF structure, originally built as a women's dormitory, was renovated in 2006 to house administration, human resources, college relations, public information, and alumni and Chadron State Foundation offices. This building was listed on the National Register of Historic Places in 1983.

### Student Services Facilities

#### Crites Hall (1938)

Originally a men's dormitory, Crites Hall was later used as a cafeteria and sorority house. It was renovated in the early 1980s for use as office space; and in 2016, the front entrance was renovated to provide handicap access. The 37,616 GSF building currently houses Student Services offices for START, admissions, business, records, housing and residence life, health services, and counseling services offices. This building was listed on the National Register of Historic Places in 1983.

#### Reta E. King Library (1966)

This 46,037 GSF structure houses the campus's main print collections; circulation and reference services; an open computer lab; group study rooms; a student lounge; and a mediated classroom/computer lab. Accessibility improvements were made in 1996, and finishes were updated in 2000. The next renovation was major. Completed in 2015, it involved moving the majority of the library's books to the upper level, making room on the main level for the Library Learning Commons. Located in the Commons are tutoring services, career services, and the transitional studies program. The Project Strive/TRiO office is located on the lower level.

#### Student Center (1989, 1991)

This 52,183 GSF structure, built in two phases, contains the campus food service facilities; a ballroom; the Campus Activities Board and Student Senate offices; conferencing and meeting rooms; a lounge; and game rooms. During the Fall 2016 semester, Game Day opened, offering CSC apparel and promotional items.

### Academic Facilities

#### Old Admin Building (1911–1918)

The oldest building on campus, this historic structure of 60,772 GSF has housed the library, administrative offices, classrooms, dormitory rooms, science labs, and the School of Liberal Arts. Built in four phases over several years, it consists of an original center section (1911); first partial west wing (1914); second partial west wing (1916); and east wing (1918). It was completely renovated in 2007 to serve as a classroom building. It currently houses the Social Sciences, Justice Studies, Education, Communication, and English and Humanities Departments, along with the staff of the Eagle newspaper, a mock courtroom, and a computer lab.

#### Miller Hall (1920)

This 22,586 GSF structure was the first gymnasium on campus, and was built in conjunction with an athletic field and quarter-mile track. It was remodeled in 1967, then renovated in 1998 to provide



## FACILITIES

---

distance-learning, general purpose, and mediated classrooms; an IT Data Center; and offices for the Graduate Studies Program and the Counseling, Psychological Sciences and Social Work Department. This building was listed on the National Register of Historic Places in 1983.

### Hildreth Hall (1926)

Originally the Glen Hildreth Education Building, this 23,908 GSF structure once served as the Campus Laboratory School, and later as the home for the Department of Education. The building is currently inactive and used for storage.

### Brooks Hall (1957)

This 24,504 GSF three-story structure, located on the north side of the campus, was built as a residence hall. The building is currently vacant.

### Mari Sandoz High Plains Heritage Center (1929)

Originally the campus library (built in the Carnegie style), this 15,795 GSF building was renovated in 2000 to house the Mari Sandoz High Plains Heritage Center. The Center features permanent, temporary, and traveling exhibits that deal with life on the high plains in the 1800s and early 1900s, primarily in Nebraska. It also features a preservation/preparation workroom, equipped with a digital imaging laboratory, an archival library, artwork, and collections. The original building was listed on the National Register of Historic Places in 1983. The adjacent two-story Chicoine Atrium, was dedicated September 9, 2002 and then opened to the public, providing additional space for exhibits, meetings, seminars, and workshops, social events, and musical performances. Located in the lower level of the Atrium, the C. F. Coffee Gallery features interpretive exhibits that explore the ranching heritage of the High Plains, along with a model of a portion of the First National Bank of Chadron from the early 1900s.

### Memorial Hall (1953)

Originally constructed as the campus auditorium and campus student center, Memorial Hall (often referred to as M-Hall) houses the Visual and Performing Arts Department, which includes the Music, Art, and Theatre programs. Memorial Hall features two theatres and three galleries. A partial renovation of this 50,408 GSF building took place in 2002. An acoustical shell, completed in January, 2017, was installed to enhance performances in the auditorium.

### Math Science Center of Innovative Learning (1968, 2022)

This 60,701 GSF building is home to the Department of Mathematical Sciences and Department of Physical Life Sciences. A variety of classrooms and labs, including a cadaver lab, a microbiology lab, and a chemistry lab, are utilized by students pursuing a degree in the health professions. The Dr. Lois Veath Planetarium, located on the lower level, serves the college and western Nebraska with educational programs dealing with astronomy. The Math Science Building is also home to the High Plains Herbarium, which contains approximately 60,000 specimens of plants found primarily in the northern Great Plains. The Eleanor Barbour Cook Museum of Geology, located in the basement level, was CSC's first museum. Founded in 1938, the museum features donated fossil specimens, minerals and rocks from Black Hills pegmatite mines, meteorites, agates, and rock-forming minerals from around the world. In 2022, a complete renovation and 17,000-square foot addition was added. The building now meets contemporary laboratory and teaching standards and includes a lecture hall with two 120-inch projection screens, active learning classrooms and labs, study spaces, extensive audio-visual technologies. The building also includes the Dr. Lois Veath Planetarium, the Eleanor Barbour Cook Museum of Geology, and the High Plains Herbarium.



### Burkhiser Technology Complex (1970)

The 63,472 GSF complex was last renovated in 1999. Burkhiser houses the Business Academy and Family and Consumer Science. It is also home to the CSC Print Shop, the Nebraska Business Development Center; and the Child Development Center Laboratory. The CDC, operating since 1972, serves as an educational program for the purpose of “educating educators” who care for and about young children. The CDC is state-licensed by the Nebraska Department of Health and Human Services, and is nationally accredited by the National Academy of Early Childhood Programs. The Burkhiser Complex also features a wildlife display that was donated to the college by Cabela’s.

### Rangeland Complex and Coffee Agriculture Pavilion (2015-2016)

At 28,150 square feet, the Pavilion includes an indoor arena, which provides room for hands-on instruction and demonstrations with live animals. It also provides space for seminars, exhibitions, and workshops with animals, as well as for an indoor arena for the CSC rodeo team to practice in. Phase II, completed in 2016, is a 12,240 square-foot-structure that contains two dedicated laboratory spaces for research with animals and with soils and grasses. Additionally, it houses classrooms, faculty office space for Rangeland Management, and a computer lab.

### Nelson Physical Activity Center (NPAC) (1986)

This 75,230 GSF structure was designed to replace the old gymnasium with a sports arena and physical education classrooms and offices. It was named for Edwin C. Nelson, who served as the college’s seventh president, from. The main activity area is 265 feet by 280 feet, and contains a five-lane, 170-meter track with a six-lane, 60-meter straightway, and three combination basketball/volley-ball/tennis courts. The lower level contains three handball/racquetball courts, a weight room, a cardio-vascular workout room, several locker rooms, an athletic training room, and administrative offices. The upper level contains a practice area for the wrestling team, a dance studio, classrooms, and additional administrative offices. The facility is home to the Health, Physical Education, and Recreation Department, as well as wrestling, track and field, and intramural programs. It is heavily utilized by both college students and community members for recreational and fitness purposes.

## Athletic and Recreation Facilities

### Elliott Field/Don Beebe Stadium (1929, 2018)

The football field and a 400-meter track were first built in conjunction with Miller Hall, the first gymnasium on campus. The 8,770 GSF stadium and football field, named for CSC’s second President Robert I. Elliott, were upgraded in 1998. In 1995, a fundraising drive was launched that eventually resulted in a major renovation of the facility: It doubled the seating capacity and doubled the size of the press box, named in honor of Con Marshall, longtime CSC sports and news information director. The renovation also included additional seating, concessions, and restrooms. During homecoming 2000, the rejuvenated facilities were dedicated, and named in honor former CSC student-athlete Don Beebe. In September 2017, ground was broken for the new Chadron State College Sports Complex, to include a comprehensive renovation of the stadium and the construction of an outdoor track. Updates included replacing the existing south side stadium with a concourse and two-story pavilion that houses game officials, coaches, media and fans. The improvements increased accessibility to the stadium, expanded seating for spectators, a synthetic field, and a video scoreboard. The stadium opened in fall of 2018.



### Outdoor Track and Field Competition Facility Phase II of the Sports Complex Initiative (2020)

The outdoor track and field facility features an eight-lane oval 400-meter outdoor track, runways and pits for jumps, a steeplechase water hazard, a grass infield, and a press box.

### Armstrong Gymnasium (1964) and Chicoine Center (2014)

The Armstrong Gymnasium, opened in 1964. Renovation and expansion of the gym, which more than doubled the size of the former structure, began in April, 2013; the resulting new facility was named the Chicoine Center. The renovation included converting a roughly 6,250-square-foot natatorium into a strength and conditioning center, and added new locker rooms, training facilities, a sports medicine clinic, administrative offices, and an arena. The building houses all athletic programs. The Chicoine Center opened November 5, 2014, in time to host the 2014-15 men's and women's basketball seasons in the new arena. The arena, a 22,600-square-foot horseshoe-shaped structure, seats 1,750 spectators.

### CSC Softball Field (2006)

The women's softball field hosted its first game in 2006 with a dedication ceremony and two exhibition games. The field, located on the southeast corner of the campus, features bleachers, fencing, a press box, scoreboard, restrooms, concessions, dugouts, a batting case, and landscaping.

### Intramural Fields (2006)

The Intramural fields are located south and east of the Armstrong Gym. As the name implies, they are available for use by the Intramural Sports teams. They also serve as practice fields for the athletic teams.



### Campus Support Facilities

#### Boiler House (1912)

The 10,484 GSF Sheaman Heating Plant houses steam boilers and chillers that serve the campus. The plant was expanded in 1967 and again in 1990 to include a wood-fired boiler system, and in 2003 to include an absorption chilled-water system. This system runs through the core of the campus, and is expanded as renovation projects are implemented.

#### Maintenance Building (2002)

This 11,800 GSF structure houses the campus maintenance shops, vehicle storage, campus security, mailroom, and administrative offices

### Other

#### National Guard Readiness Center (1962)

The Chadron National Guard Readiness Center was built in 1962. C Battery 1/168<sup>th</sup> Field Artillery utilized this building until August of 1997 when the Nebraska Army National Guard unit transformed into the 1057<sup>th</sup> Transportation Company. In October 2017 the National Guard's 1057<sup>th</sup> Transportation Company officially became the 1057<sup>th</sup> Military Police Company, a change that required additional soldiers, weapon systems, vehicles, and training. The change was part of the first restructuring of the Nebraska Army National Guard in two decades and also part of changes that occurred at the national level as well. The unit in Chadron assists the Chadron State College Reserves Officers' Training Corps (ROTC) program.



### C-Hill



In the 1920s, the practice of creating hillside letters was underway in towns and cities across America, where they served as symbols of school pride and community identity. While many such markers now grace hills and mountains in America, Chadron's "C" seems to be the only one of note in Nebraska.

Using a design by Frank Phillips, a former Chadron Normal student who was studying engineering at the University of Nebraska, college math professor T. A. F. Williams had "the young men of his trigonometry class" mark out the letter on "Academy Hill" in the early summer of 1924. According to an account, Williams was not confident of his students' measurements, so prior to construction he and his wife strung muslin cloth on the outlines of the letter and walked north down Main Street to see how it looked from a distance.

A month later the concrete "C," measuring over 80 feet in length and 24 feet wide and painted in white, was formally presented to then-college president Robert Elliott by the 1923 and 24 class presidents. For a few years after the "C" was built, the college had a lantern walk on the hillside in conjunction with commencement ceremonies. Lines of students carrying Japanese lanterns would ascend the hill and outline the letter, the college band would play and townsfolk assembled at the base of hill would honk their horns.

In 1983, the CSC student leaders revised the lighting of C-Hill. The athletes and C-Club members cleaned and painted the C and Cardinal Key Honor Sorority organized the lighting of C-Hill during the Homecoming activities. Flashlights were substituted for the lanterns. Since then, the lighting of C-Hill has been a part of the CSC Homecoming events which continues on today.

The letter's visibility was also enhanced, though not in a pleasant way, when a wildfire nearly engulfed the CSC campus in the summer of 2006. A photo taken a day after the fire shows the "C" clearly outlined by charred prairie grasses and remains as a symbol of the near-tragedy.



A year after the fire, the Chadron C's alphabetical rank made it an early entry in a book, "Hillside Letters A to Z - A Guide to Hometown Landmarks" by Evelyn Corning. The story of the "C" is one of 60 Corning recounts in the book, which includes a list of 426 hillside letters across the country that she was able to locate in her research.

The gift that two early classes of Chadron State College graduates made to their alma mater has become an icon of the college and a symbol of pride for the community.



## Library Learning Commons

### Reta E. King Library

The mission of the Library Learning Commons is to serve as an educational, informational, and cultural resource center for Chadron State College and the surrounding community, by providing knowledgeable staff and innovative services to support the effectiveness of learning.



#### Library Learning Commons

308-432-6271

library@csc.edu

#### Vision Statement

The King Library Strives to serve the Chadron State College community as a central hub of learning

#### Building Hours

Monday-Thursday

7 a.m. - 10 p.m.

Friday

7 a.m. - 4:30 p.m.

Saturdays

CLOSED

Sunday

1 p.m. - 9 p.m.

#### Other Offices/Programs

Located in the LLC

IT Help Desk

Internship, Career Services and Disability Services

Office of Academic Success/Learning Lab  
Project Strive TRIO

Teaching, Learning and Professional Education Center (TLPEC)

The Library contains a variety of resources, including magazines, newspapers, journals and books. The majority of the library’s collections are located on the upper level and includes fiction, non-fiction, children’s and curriculum materials, a law collection and the music score collection. Interspersed are comfortable places to sit and study quietly. There is electronic access to online periodicals, proprietary databases, as well as numerous online academic library catalogs, including those of Wayne State and Peru State Colleges.

The main level showcases current periodicals, collaborative work stations, and the adult rotating collection. Circulation and Reference Services are located here, and there are two group study rooms available. Three public use computers are located by the reference desk. The office of Academic Success and Learning Lab, Internship, Career Services and Disability Services, and the IT Help Desk also reside on the main level. The lower level features a student computer lab, bound periodicals, an IDEA Lab, a faculty multi-use room, a video room, a media lab, a virtual reality room, and the Graves Room. The Project Strive/TRIO offices and the Teaching, Learning and Professional Education Specialists offices may also be found on this level.

The entry foyer features bookcases of free books for all visitors to browse and/or add to their personal library. In addition, colorful, highly polished metal artwork by Florida artist, Jon Allen are displayed to create an inviting entrance. Funding from the art came from a Sandoz Center endowment and the Thomas K and Carol Krepel Fund.



# Alumni and Foundation

2023-2024 Fact Book





### Notable Alumni

- Val Logsdon Fitch, Nobel Prize-winning American nuclear physicist attended for three years before being drafted into the U.S. Army in 1943.
- Dr. Gretchen Glode-Berggren (1954), leader in improving public health care around the world.
- Jim Anderson (1955), Republican member of the Wyoming Senate (2001-incumbent; former member of the Wyoming House of Representatives (1997-2000).
- Dr. Eugene Hughes (1956), President Emeritus of Northern Arizona University and Wichita State University.
- Dan Christiansen, American abstract artist
- Dr. John Harms (1962), former president at Western Nebraska Community College; served 2 terms in the Nebraska Legislature from 2007-2015.
- Jerry D. Mahlman (1962), American meteorologist and global warming expert.
- Marilyn Moulds (1966), retired immunohematology specialist and former Vice President of Immucor, Inc.
- Larry Riley, (1966), National Basketball Association coach.
- Lolo Letalu Matalasi Moliga, 57<sup>th</sup> Governor of American Samoa.
- Glenn Novotny (1969), operating partner at Telegraph Hill Partners
- Dr. JoAnne Owens-Nauslar (1970), leading authority on children's health and fitness.
- Togiola Tulafono (1970), 56<sup>th</sup> Governor of American Samoa.
- Ron Rawalt (1971), leading FBI authority on forensic mineralogy.
- John Streep (1972), Founded Furst Group Inc., the first long distance resale company in the U.S.
- Silvia Morrell Alderman (1973), CSC's first female Ivy Day speaker went on to practice environmental law as a partner at Akerman Senterfitt in Tallahassee, Florida.
- Dr. Barbara Dutrow (1977), geologist and professor at Louisiana State University.
- Steve McClain (1984), head basketball coach for the University of Wyoming from 1998-2007.
- Susan Salka (1985), CEO and President of AMN Healthcare.
- Tim Walz (1989), Minnesota Governor and former U.S. House of Representatives Minnesota 1<sup>st</sup> District.
- Don Beebe (1996), National Football League player.
- Rafinha Bastos, found by New York Times analysis to be the "most influential" profile on Twitter. He attended Chadron in 1999.
- Danny Woodhead (2008), National Football League player.
- Garrett Gilkey (2012), National Football League player.



# Tables and Schedules

2023-2024 Fact Book



## TABLES AND SCHEDULES

---

### Academic Calendar

#### FALL TERM 2023

Classes begin for 16-week and 1st 8-week sessions	Monday, August 21
Last day to <b>add</b> courses for 16-week and 1st 8-week sessions	Wednesday, August 23
Last day to <b>drop</b> courses for 16-week and 1st 8-week sessions	Friday, August 25
16-week and 1st 8-week <b>Payment Deadline</b>	Sunday, September 3
<b>Labor Day Holiday</b> (Campus Offices Closed)	Monday, September 4
Last day to <b>withdraw</b> from 1st 8-week session	Wednesday, September 20
Classes end for 1st 8-week session	Friday, October 13
<b>Fall Midterm Break</b> (No Classes – Campus Offices Open)	Monday, October 16 to Tuesday, October 17
Classes begin for 2nd 8-week session	Monday, October 23
Last day to <b>add</b> courses for 2nd 8-week session	Wednesday, October 25
Last day to <b>drop</b> courses for 2nd 8-week session	Friday, October 27
Last day to <b>withdraw</b> from 16-week session	Friday, November 3
2nd 8-week <b>Payment Deadline</b>	Sunday, November 5
<b>Scholastic Contest</b> (No Classes – Campus Offices Open)	Wednesday, October 25 (November 1 inclement weather backup date)
<b>Spring/May Graduation Application Deadline</b>	Wednesday, November 15
Last day to <b>withdraw</b> from 2nd 8-week session	Wednesday, November 22
<b>Fall Break</b> (No Classes – Campus Offices Open on November 22)	Wednesday, November 22 to Friday, November 24
<b>Final Exam Week</b>	Tuesday, December 12 to Friday, December 15
Classes end for 16-week and 2nd 8-week sessions	Friday, December 15
<b>December Commencement/Graduation</b>	Friday, December 15
Final Grades Due by 4 p.m.	Monday, December 18
<b>Winter Break</b> (Campus Offices Closed)	Friday, December 22 to Monday, January 1



## TABLES AND SCHEDULES

---

### Academic Calendar

#### SPRING TERM 2024

Classes begin for 16-week and 1st 8-week sessions	Monday, January 8
Last day to <b>add</b> courses for 16-week and 1st 8-week sessions	Wednesday, January 10
Last day to <b>drop</b> courses for 16-week and 1st 8-week sessions	Friday, January 12
<b>Martin Luther King Jr Day</b> (No Classes – Campus Offices Open)	Monday, January 15
16-week and 1st 8-week <b>Payment Deadline</b>	Sunday, January 21
Last day to <b>withdraw</b> from 1st 8-week session	Wednesday, February 7
<b>Summer Graduation Application Deadline</b>	Thursday, February 15
Classes end for 1st 8-week session	Friday, March 1
<b>Mid-Term Break</b> (No Classes – Campus Offices Open)	Monday, March 4 to Friday, March 8
Classes begin for 2nd 8-week session	Monday, March 11
Last day to <b>add</b> courses for 2nd 8-week session	Wednesday, March 13
Last day to <b>drop</b> courses for 2nd 8-week session	Friday, March 15
<b>Fall/December Graduation Application Deadline</b>	Friday, March 15
2nd 8-week <b>Payment Deadline</b>	Sunday, March 24
Last day to <b>withdraw</b> from 16-week session	Friday, March 29
<b>Spring Break</b> (No Classes – Campus Offices Open)	Monday, April 1
Last day to <b>withdraw</b> from 2nd 8-week session	Wednesday, April 10
<b>Final Exam Week</b>	Tuesday, April 30 to Friday, May 3
Classes end for 16-week and 2nd 8-week sessions	Friday, May 3
<b>May Commencement/Graduation</b>	Saturday, May 4
Final Grades Due by 4 p.m.	Monday, May 6



## TABLES AND SCHEDULES

---

### Academic Calendar

#### SUMMER TERM 2024

Classes begin for regular and 4-week session	Monday, May 13
Last day to <b>add</b> courses for regular and 4-week sessions	Wednesday, May 15
Last day to <b>drop</b> courses for regular and 4-week sessions	Friday, May 17
Regular and first 4-week <b>Payment Deadline</b>	Sunday, May 26
<b>Memorial Day Holiday</b> (Campus Offices Closed)	Monday, May 27
Last day to <b>withdraw</b> from 4-week session	Tuesday, May 28
Classes end for 4-week session	Friday, June 7
Classes begin for 8-week session	Monday, June 10
Last day to <b>add</b> courses for 8-week session	Wednesday, June 12
Last day to <b>drop</b> courses for 8-week session	Friday, June 14
<b>Juneteenth Holiday</b> (Campus Offices Closed)	Wednesday, June 19
8-week <b>Payment Deadline</b>	Sunday, June 23
Last day to <b>withdraw</b> from regular session	Monday, June 24
<b>Independence Day</b> (Campus Offices Closed)	Thursday, July 4
Last day to <b>withdraw</b> 8-week session	Wednesday, July 10
Classes end for regular and 8-week sessions	Friday, August 2
<b>Summer Degree Completion</b>	Friday, August 2
Final Grades Due by 4 p.m.	Monday, August 5



# TABLES AND SCHEDULES

---

## Flat Rate Tuition Schedule 2023-2024

### **CHADRON STATE COLLEGE ONLINE RATE (ALL INCLUSIVE)\* 2023-2024**

<b>UNDERGRADUATE FLAT RATE</b>	
<b>CREDIT HOURS</b>	<b>TOTAL COST</b>
1	309.00
2	618.00
3	927.00
4	1,236.00
5	1,545.00
6	1,854.00
7	2,163.00
8	2,472.00
9	2,781.00
10	3,090.00
11	3,399.00
12	3,708.00
13	4,017.00
14	4,326.00
15	4,635.00
16	4,944.00
17	5,253.00
18	5,562.00
19	5,871.00
20	6,180.00

<b>GRADUATE FLAT RATE</b>	
<b>CREDIT HOURS</b>	<b>TOTAL COST</b>
1	392.00
2	784.00
3	1,176.00
4	1,568.00
5	1,960.00
6	2,352.00
7	2,744.00
8	3,136.00
9	3,528.00
10	3,920.00
11	4,312.00
12	4,704.00
13	5,096.00
14	5,488.00
15	5,880.00
16	6,272.00

<b>SPECIAL GRADUATE FLAT RATE</b>	
<b>CREDIT HOURS</b>	<b>TOTAL COST</b>
1	370.00
2	740.00
3	1,110.00
4	1,480.00
5	1,850.00
6	2,220.00
7	2,590.00
8	2,960.00
9	3,330.00
10	3,700.00
11	4,070.00
12	4,440.00
13	4,810.00
14	5,180.00
15	5,550.00
16	5,920.00

**\*the online rate is inclusive of tuition and fees**

**\*\* ME in Curriculum & Instruction  
MAE in Education (History/Science/Math)**



# TABLES AND SCHEDULES

## Flat Rate Tuition Schedule 2023-2024

### ON - CAMPUS FEE SCHEDULE

CHADRON STATE COLLEGE

PER SEMESTER RATES

2023 - 2024

PER SEMESTER RATES

UNDERGRADUATE/RESIDENT						UNDERGRADUATE/NON-RESIDENT *EAGLE RATE (see note below)*					
HRS	TUITION	HEALTH FEE**	STUDENT ACTIVITY FEE**	COLLEGE SUPPORT FEE	TOTAL	HRS	TUITION	HEALTH FEE**	STUDENT ACTIVITY FEE**	COLLEGE SUPPORT FEE	TOTAL
1	192.00	6.45	7.00	65.70	271.15	1	192.00	6.45	7.00	65.70	271.15
2	384.00	12.90	14.00	131.40	542.30	2	384.00	12.90	14.00	131.40	542.30
3	576.00	19.35	21.00	197.10	813.45	3	576.00	19.35	21.00	197.10	813.45
4	768.00	25.80	28.00	262.80	1,084.60	4	768.00	25.80	28.00	262.80	1,084.60
5	960.00	32.25	35.00	328.50	1,355.75	5	960.00	32.25	35.00	328.50	1,355.75
6	1,152.00	38.70	42.00	394.20	1,626.90	6	1,152.00	38.70	42.00	394.20	1,626.90
7	1,344.00	45.15	49.00	459.90	1,898.05	7	1,344.00	45.15	49.00	459.90	1,898.05
8	1,536.00	51.60	56.00	525.60	2,169.20	8	1,536.00	51.60	56.00	525.60	2,169.20
9	1,728.00	58.05	63.00	591.30	2,440.35	9	1,728.00	58.05	63.00	591.30	2,440.35
10	1,920.00	64.50	70.00	657.00	2,711.50	10	1,920.00	64.50	70.00	657.00	2,711.50
11	2,112.00	70.95	77.00	722.70	2,982.65	11	2,112.00	70.95	77.00	722.70	2,982.65
12	2,304.00	77.40	84.00	788.40	3,253.80	12	2,304.00	77.40	84.00	788.40	3,253.80
13	2,496.00	83.85	84.00	854.10	3,517.95	13	2,496.00	83.85	84.00	854.10	3,517.95
14	2,688.00	90.30	84.00	919.80	3,782.10	14	2,688.00	90.30	84.00	919.80	3,782.10
15	2,880.00	96.75	84.00	985.50	4,046.25	15	2,880.00	96.75	84.00	985.50	4,046.25
16	3,072.00	103.20	84.00	1,051.20	4,310.40	16	3,072.00	103.20	84.00	1,051.20	4,310.40
17	3,264.00	109.65	84.00	1,116.90	4,574.55	17	3,264.00	109.65	84.00	1,116.90	4,574.55
18	3,456.00	116.10	84.00	1,182.60	4,838.70	18	3,456.00	116.10	84.00	1,182.60	4,838.70
19	3,648.00	122.55	84.00	1,248.30	5,102.85	19	3,648.00	122.55	84.00	1,248.30	5,102.85
20	3,840.00	129.00	84.00	1,314.00	5,367.00	20	3,840.00	129.00	84.00	1,314.00	5,367.00

GRADUATE/RESIDENT						GRADUATE/NON-RESIDENT					
HRS	TUITION	HEALTH FEE**	STUDENT ACTIVITY FEE**	COLLEGE SUPPORT FEE	TOTAL	HRS	TUITION	HEALTH FEE**	STUDENT ACTIVITY FEE**	COLLEGE SUPPORT FEE	TOTAL
1	240.00	6.45	7.00	65.70	319.15	1	480.00	6.45	7.00	65.70	559.15
2	480.00	12.90	14.00	131.40	638.30	2	960.00	12.90	14.00	131.40	1,118.30
3	720.00	19.35	21.00	197.10	957.45	3	1,440.00	19.35	21.00	197.10	1,677.45
4	960.00	25.80	28.00	262.80	1,276.60	4	1,920.00	25.80	28.00	262.80	2,236.60
5	1,200.00	32.25	35.00	328.50	1,595.75	5	2,400.00	32.25	35.00	328.50	2,795.75
6	1,440.00	38.70	42.00	394.20	1,914.90	6	2,880.00	38.70	42.00	394.20	3,354.90
7	1,680.00	45.15	49.00	459.90	2,234.05	7	3,360.00	45.15	49.00	459.90	3,914.05
8	1,920.00	51.60	56.00	525.60	2,553.20	8	3,840.00	51.60	56.00	525.60	4,473.20
9	2,160.00	58.05	63.00	591.30	2,872.35	9	4,320.00	58.05	63.00	591.30	5,032.35
10	2,400.00	64.50	70.00	657.00	3,191.50	10	4,800.00	64.50	70.00	657.00	5,591.50

\*EAGLE RATE is for Undergraduate, non-resident, on-site classes (includes the North Platte and Scottsbluff locations)  
 \*\*Fall, Spring



Off-Campus Undergraduate Fee Schedule

**OFF - CAMPUS FEE SCHEDULE  
CHADRON STATE COLLEGE  
PER SEMESTER RATES  
2023 - 2024**

<u>UNDERGRADUATE/RESIDENT</u>				<u>UNDERGRADUATE/NON-RESIDENT</u>			
HRS	TUITION	EXTENDED CAMPUS FEE	TOTAL	HRS	TUITION	EXTENDED CAMPUS FEE	TOTAL
1	192.00	65.70	257.70	1	192.00	65.70	257.70
2	384.00	131.40	515.40	2	384.00	131.40	515.40
3	576.00	197.10	773.10	3	576.00	197.10	773.10
4	768.00	262.80	1,030.80	4	768.00	262.80	1,030.80
5	960.00	328.50	1,288.50	5	960.00	328.50	1,288.50
6	1,152.00	394.20	1,546.20	6	1,152.00	394.20	1,546.20
7	1,344.00	459.90	1,803.90	7	1,344.00	459.90	1,803.90
8	1,536.00	525.60	2,061.60	8	1,536.00	525.60	2,061.60
9	1,728.00	591.30	2,319.30	9	1,728.00	591.30	2,319.30
10	1,920.00	657.00	2,577.00	10	1,920.00	657.00	2,577.00
11	2,112.00	722.70	2,834.70	11	2,112.00	722.70	2,834.70
12	2,304.00	788.40	3,092.40	12	2,304.00	788.40	3,092.40
13	2,496.00	854.10	3,350.10	13	2,496.00	854.10	3,350.10
14	2,688.00	919.80	3,607.80	14	2,688.00	919.80	3,607.80
15	2,880.00	985.50	3,865.50	15	2,880.00	985.50	3,865.50
16	3,072.00	1,051.20	4,123.20	16	3,072.00	1,051.20	4,123.20
17	3,264.00	1,116.90	4,380.90	17	3,264.00	1,116.90	4,380.90
18	3,456.00	1,182.60	4,638.60	18	3,456.00	1,182.60	4,638.60
19	3,648.00	1,248.30	4,896.30	19	3,648.00	1,248.30	4,896.30
20	3,840.00	1,314.00	5,154.00	20	3,840.00	1,314.00	5,154.00

Source: CSC Business Office 9/24/24



Off-Campus Graduate Fee Schedule

**OFF - CAMPUS FEE SCHEDULE**  
**CHADRON STATE COLLEGE**  
PER SEMESTER RATES  
2023 - 2024

<b>GRADUATE/RESIDENT</b>			
HRS	TUITION	EXTENDED CAMPUS FEE	TOTAL
1	240.00	65.70	305.70
2	480.00	131.40	611.40
3	720.00	197.10	917.10
4	960.00	262.80	1,222.80
5	1,200.00	328.50	1,528.50
6	1,440.00	394.20	1,834.20
7	1,680.00	459.90	2,139.90
8	1,920.00	525.60	2,445.60
9	2,160.00	591.30	2,751.30
10	2,400.00	657.00	3,057.00
11	2,640.00	722.70	3,362.70
12	2,880.00	788.40	3,668.40

<b>GRADUATE/NON-RESIDENT</b>			
HRS	TUITION	EXTENDED CAMPUS FEE	TOTAL
1	480.00	65.70	545.70
2	960.00	131.40	1,091.40
3	1,440.00	197.10	1,637.10
4	1,920.00	262.80	2,182.80
5	2,400.00	328.50	2,728.50
6	2,880.00	394.20	3,274.20
7	3,360.00	459.90	3,819.90
8	3,840.00	525.60	4,365.60
9	4,320.00	591.30	4,911.30
10	4,800.00	657.00	5,457.00
11	5,280.00	722.70	6,002.70
12	5,760.00	788.40	6,548.40

Source: CSC Business Office 9/24/24



# TABLES AND SCHEDULES

## Dual Enrollment

### DUAL ENROLLMENT FEE SCHEDULE

#### CHADRON STATE COLLEGE

2023-2024

#### FALL 2023 CLASS SCHEDULE

SUBJECT	CATALOG #	SECTION	COURSE TITLE	CREDITS	TOTAL	COURSE
					COST	SITE
MATH	142	48C0	COLLEGE ALGEBRA	4	240.00	CHADRON
HIST	151	48C0	US HISTORY TO 1877	3	180.00	CHADRON
FIN	239	48C0	PERSONAL FINANCE	3	180.00	CHADRON
PSYC	131	48A0	INTRO TO PSYCHOLOGY	3	180.00	SCOTTSSLUFF
MKTG	231	48A0	PRINCIPLES OF MARKETING	3	180.00	SCOTTSSLUFF
MGMT	230	48S0	PRINCIPLES OF MANAGEMENT	3	180.00	SIDNEY
MATH	232	48C0	APPLIED STATISTICS	3	180.00	SIDNEY

#### SPRING 2024 CLASS SCHEDULE

SUBJECT	CATALOG #	SECTION	COURSE TITLE	CREDITS	TOTAL	COURSE
					COST	SITE
PSYC	131	48A0	INTRO TO PSYCHOLOGY	3	180.00	SCOTTSSLUFF
MATH	151	48C0	CALCULUS 1	5	300.00	CHADRON
HIST	152	48C0	US HISTORY SINCE 1877	3	180.00	CHADRON
MKTG	231	48S0	PRINCIPLES OF MARKETING	3	180.00	SIDNEY
MKTG	231	48A0	PRINCIPLES OF MARKETING	3	180.00	SCOTTSSLUFF
MATH	232	48C0	APPLIED STATISTICS	3	180.00	CHADRON
MATH	232	48A0	APPLIED STATISTICS	3	180.00	SIDNEY
FIN	239	48C0	PERSONAL FINANCE	3	180.00	CHADRON

**DUAL ENROLLMENT RATE - \$60.00 PER CREDIT HOUR**



## Description of Fees

### 2023-2024 Description of Fees

Type of Fee:	Amount of Fee:	Use:
Health Fee	6.45	This fee is used to help pay services and employment of a school health office.
Student Activity Fee	7.00	This helps provide funding for the student Campus Activities Board (CAB).
College Support Fee/Extended Campus Fee	65.70	This fee helps generate revenue to support the increase in costs of athletic and cultural programs (fine arts), improvements to the Student Center residence halls, parking lots, pedestrian enhancements and instructional spaces. This fee also supports computer lab hardware, software and updates, campus network, internet, technical support, and the management of student records.
Department Fees	Variable	Other departments may charge lab and other fees for certain courses and services.



### ESTIMATED COST OF ATTENDANCE

#### **FINANCIAL AID NEED**

Eligible students are awarded most aid on a first-come, first-serve basis, without regard to race, color, sex, age, national origin, or disability. The types of aid awarded to each student will depend on the student's need, as well as on the availability of funds, EFC, and the student's aid type preferences. Students should keep in mind, however, that no aid will be awarded until all required documents are received and processed through the Financial Aid Office.

#### **RECEIVING OUTSIDE SCHOLARSHIP/RESOURCES**

If a student receives any scholarships, grants, tuition waiver assistance, veteran's benefits, or any other financial assistance through an agency or organization other than CSC, it must be reported to the CSC START (Financial Aid) Office so it can be included in the student's total financial aid package. As a financial aid recipient, students are legally required to keep the CSC START (Financial Aid Office) informed of all resources received from outside agencies or organizations. If additional awards are received from other agencies or organizations any time during the award year, an adjustment may occur to the Federal Student Financial Aid award or a portion may have to be returned.

#### **COLLEGE IS AFFORDABLE**

CSC offers grants and work-study, student and parent loans to help with college costs. The cost to attend college throughout the nation has been on the rise, especially in the last few years. CSC has not been exempt to these increases, but still has remained among the most affordable four-year colleges in the United States. It is our goal to continue to provide quality education for a manageable price. Currently, our students graduate with a bachelor's degree with an average student loan debt of \$18,578.26.

Because obtaining a bachelor's degree improves earning potential by almost twice as much as not having one, we hope we can help students obtain a bachelor's degree with the funds we have available and the costs we are offering.



## TABLES AND SCHEDULES

---

### Estimated Cost of Attendance Undergraduate

Financial aid is available to cover certain educational costs based on period of enrollment known as estimated Cost of Attendance (COA). The COA is based on costs for two semesters and includes allowances for tuition, fees, room, board, books and supplies, transportation and miscellaneous personal expenses. The following figures represent the estimated costs based on enrollment status, residency status and living arrangements for the 2022-2023 academic year.

#### UNDERGRADUATE

Per Year	On/Off Campus Resident	Online Only	With Parents Resident
Tuition	\$5,720	\$5,720	\$5,720
Fees	\$2,358	\$3,476	\$2,358
Books	\$1,300	\$1,300	\$1,300
Room/Meals	\$289/wk	\$289/wk	\$197/wk
Transportation	\$77/wk	\$77/wk	\$24/wk
Personal Expense	\$64/wk	\$64/wk	\$67/wk

Based on 15 credit hours per semester, 30 credit hours per academic year.

### Estimated Cost of Attendance Graduate

#### GRADUATE

Per Year	Resident	Online Only
Tuition & Fees	\$4,290	\$4,290
Fees	\$1,414	\$2,722
Books	\$1,300	\$1,300
Room/Meals	\$289/wk	\$289/wk
Transportation	\$77/wk	\$77/wk
Personal Expenses	\$64/wk	\$64/wk

Based on 9 credit hours per semester, 18 credit hours per academic year.

*Source: IPEDS Institutional Characteristics Financial Aid of Attendance, COA 9/27/24*



# TABLES AND SCHEDULES

---

## Housing Rates

### CHADRON STATE COLLEGE 2023-2024

#### FULL SEMESTER RATES FOR RESIDENCE HALLS AND CAFETERIA

	<u>Fall 2023</u>	<u>Spring 2024</u>
Residence Hall Single Occupancy	\$3,235.00	\$3,235.00
Residence Hall Double Occupancy	\$2,355.00	\$2,355.00
Eagle Ridge Private Room	\$3,145.00	\$3,145.00

320 Meal Block Plan + \$200 Eagle Bucks	\$2,495.00
200 Meal Block Plan + \$200 Eagle Bucks	\$2,280.00
150 Meal Block Plan + \$200 Eagle Bucks	\$1,795.00
80 Meal Block Plan + \$50 Eagle Bucks (1)	\$985.00
40 Meal Block Plan (2)	\$480.00
20 Meal Block Plan (2)	\$245.00

(1) Only commuter students can purchase this plan

(2) Commuter students can purchase these plans or Resident (on campus) students can purchase these as an additional plan

Meal plans may be increased at any time during a semester at a pro-rated rate. Meal plans may only be reduced or cancelled during the first two weeks of a semester. If eligible to cancel, the pro-rated value of remaining meals will be refunded. Remaining meals expire following the completion of an academic semester. Students who un-enroll from Chadron State College during the final four weeks of the semester are not eligible for refund.

Eagle Bucks are non-refundable. Unused Eagle Bucks may transfer from the fall to spring semester contingent upon the continuation of any meal plan. Eagle Bucks do not transfer from the spring to fall semester. Additional Eagle Bucks may be purchased by contacting the Business Office.



### Housing Rates

#### REFUND SCHEDULE AND CANCELTION FEE

A Residence Hall Contract, reservation, or paid application may be cancelled via email and must be sent to [cschousing@csc.edu](mailto:cschousing@csc.edu). Cancellation forms are also available in the Housing Office. A \$300.00 late cancellation fee is assessed for cancelling a paid application, reservation, or Residence Hall Contract after the deadline of June 1 for Fall Semester students. A \$300.00 late cancellation fee is assessed for cancelling a paid application, reservation, or Residence Hall Contract after the deadline of December 1 for incoming Spring Semester resident students. If a written cancellation is mailed, it must be postmarked prior to June 1 for Fall semester and December 1 for Spring semester. Once classes begin, refunds will be calculated according to the following schedule:

Fall Week One: 100% refund of Fall Semester room charges and \$300.00 cancellation fee. Prorated refund of unused Fall Semester meals excluding Eagle Bucks.

Fall Week Two: Prorated refund of unused Fall Semester meals excluding Eagle Bucks. No refund of Fall Semester room charges. \$300.00 cancellation fee per contracted semester.

No meal plan refund for a contract cancellation initiated during the final four weeks of a semester.

Spring Week One: 100% refund of Spring Semester room charges and \$300.00 cancellation fee.

Prorated refund of unused Spring Semester meals excluding Eagle Bucks.

Spring Week Two: Prorated refund of unused Spring Semester meals excluding Eagle Bucks. No refund of Spring Semester room charges. \$300.00 cancellation fee.

No meal plan refund for a contract cancellation initiated during the final four weeks of a semester.



# Glossary

2023-2024 Fact Book



**Academic Year** - Begins the first day of the fall semester and ends the last day of the summer session of the following year.

**ACT** - Acronym for the American College Test, a standardized test used to assess a student's level of knowledge in basic areas such as mathematics, reading, science, writing, and English. Colleges may require the results of either the ACT or the Scholastic Aptitude Test (SAT) before granting admission.

**Activity Fee** - Provides funding for the Campus Activities Board (CAB).

**Adjunct Faculty** - Part-time instructors who are employed on a term basis.

**Alumna** - a female graduate or former student.

**Alumnae** - plural of alumna (a group of female graduates or former students).

**Alumnus** - a male graduate or former student.

**Alumni** - plural of alumnus; a group of male graduates or former students AND/OR a group of both male and female graduates or former students.

**Bachelor of Applied Sciences** - A specialized baccalaureate degree restricted to individuals who transfer to Chadron State College with a completed Associate of Science, Associate of Applied Science, or Associate of Occupational Science degree from an accredited community or technical college.

**Bachelor of Arts** - An undergraduate degree that provides content area programs of study for entrance into a professional workforce or continued graduate-level study. In addition to the general requirements for graduation, candidates are required to complete the Essential Studies program and the requirements for at least one subject major and either a second major or a minor, or one comprehensive major.

Elective courses may be selected to reach the total 120 semester credit hour minimum requirement for graduation. The Bachelor of Arts degree requires that a significant portion of the student's studies be dedicated to the arts – literature, language, music, etc.

**Bachelor of Science** - An undergraduate degree that provides content area programs of study for entrance into a professional workforce or continued graduate-level study. In addition to the general requirements for graduation, candidates are required to complete the Essential Studies program and the requirements for at least one subject major and either a second major or a minor, or one comprehensive major. Elective courses may be selected to reach the total 120 semester credit hour minimum requirement for graduation. The Bachelor of Science degree requires that a significant portion of the studies be in the sciences – chemistry, biology, math, etc.

**Bachelor of Science in Education** - An undergraduate degree conferred upon those who complete the teacher-preparation programs of study. In addition to the general requirements for graduation, candidates must complete the Essential Studies program, graduation literacy, and the Professional Education requirements for their certificate.

**Building Gross Square Footage (GSF)** - The sum of all square feet of floor areas within the outside faces of a building's exterior walls.

**Capital Improvement Fee** - Provides funding for renovation and upgrade of instructional space on each of the state college campuses, excluding those covered by facility fees.

**Career Fair** - An event for employers to meet with job seekers, especially students.

**Catalog** - Undergraduate and Graduate catalogs are a resource and guide to the policies, degree programs and services available at the institution. It also lists the institution's history, accreditation status, courses of study, physical facilities, etc.

**Classroom-Based Courses** - Classroom-based courses require participation within the traditional classroom; these are *not* distance learning courses.



## GLOSSARY

---

**CLEP** - The College Level Examination Program can be administered to students who desire to obtain college credit by taking proficiency tests in selected courses. If the student scores high enough on the test, college credit can be awarded. There is a charge for each test taken.

**Cohort Summary** - Students who are grouped together for a potential planned outcome.

**Cost of Attendance (COA)** - Based on costs for two semesters. Includes allowances for tuition, fees, room, board, books and supplies, transportation and miscellaneous personal expenses. Tuition, fees and books costs are based on enrollment status (full-time, 3/4, 1/2 and less than half-time). Room, meals, transportation and personal expense costs are based on weeks of enrollment.

**Credit Hour** - Courses taken in college are measured in terms of credit hours. To earn one credit hour, a student must attend a class for one classroom hour (usually 50 minutes) per week for the whole semester (usually 16 weeks).

**Curriculum** - Classes prescribed or outlined by an institution for completion of a specific program of study leading to a degree.

**Degree** - A statement of accomplishment awarded for the successful completion of a prescribed program of study. This means that required credits have been earned.

**Degree Requirements** - Requirements prescribed for completion of a program of study are generally termed degree requirements. Requirements may include a minimum number of hours, required GPA, prerequisite and elective courses within the specified major, and/or minor areas of study.

**Degree-Seeking Students** - Students enrolled in courses for credit who are recognized by the college as seeking a degree.

**Department** - The basic organizational unit that is responsible for the academic functions in a field of study. It may also be used to indicate an administrative or service unit of an institution.

**Department Fees** - Departments may charge lab and other fees for certain courses and services.

**Distance Learning Courses** - Distance learning courses are fully online and can be completed without onsite classroom meetings.

**Double Major** - Program in which students may complete two undergraduate programs of study simultaneously.

**Dual-Credit (ACES) Courses** - Access to College Engagement to Success (ACES) or dual-credit refers to courses taught to high school students for which the students receive both high school credit and college credit. These courses are conducted in an approved high school classroom.

**Duplicated Headcount** - Occurs when a student is counted more than one time because he/she enrolled in more than one course or term.

**End of Term** - The last day of classes for a semester or full summer session.

**Equal Opportunity** - The aggregation of policies and practices in employment (and other areas) that do not discriminate against persons on the basis of race, color, age, sex, national origin, religion, or mental or physical disability.

**Essential Studies Program** - Provides an integrated, coherent learning experience to prepare students for a life of responsible inquiry. Includes First Year Inquiry (FYI) courses to help students develop inquiry skills.

**Event Fee** - Provides funding to support athletic and cultural (fine arts) programs.

**Expected Family Contribution (EFC)** - Calculated from the information provided by the Free Application for Federal Student Aid (FAFSA) form; it usually reflects the amount the student and family can be expected to contribute toward the student's education. CSC uses this number to determine the amount of financial aid needed.



## GLOSSARY

---

**Facilities Fee** - Provides revenue for bond projects that are not funded by the state, such as improvements to the student center, residence halls, parking lots, and pedestrian enhancements.

**Faculty** - Personnel who teach classes for the college.

**Faculty Survey of Student Engagement (FSSE)** - A survey designed to complement the National Survey of Student Engagement (NSSE). FSSE measures instructional staff expectations for student engagement in educational practices that are linked with student learning and development.

**Fees** - Additional charges not included in tuition.

**Financial Aid** - Grants, loans, assistantships, scholarships, fellowships, tuition waivers, tuition discounts, veteran's benefits, employer aid (tuition reimbursement), and other monies (other than relatives/friends) provided to students to meet expenses. This includes subsidized and unsubsidized loans made directly to students. The types and amounts of aid awarded are determined by financial need, available funds, student classification, academic performance, and the timeliness of application.

**First-Time Student** - A student with no prior post-secondary experience attending any institution for the first time at the undergraduate level. This includes students enrolled in academic or occupational programs. It also includes students enrolled in the fall term who attended college for the first time in the prior summer term, and students who entered with advanced standing (college credits earned before graduation from high school).

**Fiscal Year** - An accounting period of 12 months. The accounting period for Chadron State begins each July 1 and continues through June 30 of the following year.

**Food Desert** - As defined by the Center for Disease Control and Prevention, an area that lacks access to affordable fruits, vegetables, whole grains, low-fat milk, and other foods that make up the full range of a healthful diet.

**Free Application for Federal Student Aid (FAFSA)** - Universal application for financial aid, including loans, grants, college work-study and other federal and state programs. May be required for need-based scholarships.

**Freshman** - A grade level/classification for a student who has completed fewer than 30 credit hours.

**Frontier and Remote (FAR)** - A methodology used by the Office of Rural Health Policy (ORHP) and the U.S. Department of Agriculture (USDA). The FAR methodology uses travel time to population centers to categorize areas as FAR level 1-4. The aim is to provide a geographically detailed, multi-level delineation of frontier areas for use in policy and research. Refer to the website [frontier.us.org](http://frontier.us.org) for more information.

**Full-Time Equivalent Faculty (FTE)** - A faculty member who is teaching a full load as defined by one or more academic departments, or equivalent release time as defined by an academic department. Full-time teaching load varies by department, but is generally defined as at least 24 credit hours per academic year.

**Full-Time Graduate Student** - A graduate student enrolled in nine or more credit hours per semester is considered to be taking an academic full-time load.

**Full-Time Undergraduate Student** - An undergraduate student enrolled in 12 or more credit hours per semester is considered to be taking an academic full-time load.

**GED** - The General Education Development (GED) exam refers to a system of standardized examinations that entitle those who pass them to receive a credential equivalent to a high school diploma.

**Graduate Assistant** - A student who is engaged in a postgraduate degree program and is employed by the institution for a limited number of hours.



## GLOSSARY

---

**Graduate Student** - A student who has successfully earned an undergraduate academic degree and is working toward a graduate degree.

**Grant** - Money awarded to a student to fund his/her education and that is not required to be repaid.

**Headcount** - The number of students enrolled in one or more courses. This number may be duplicated or unduplicated.

**Health Fee** - Provides funding to pay for the services and employment of a school health office.

**Higher Learning Commission (HLC)** - An independent corporation, founded in 1895, as one of six regional institutional accreditors in the United States. HLC accredits degree-granting postsecondary education institutions in the North Central region, which includes Nebraska.

**In-State Student** - A student who is a Nebraska resident.

**Integrated Postsecondary Education Data System (IPEDS)** - The core postsecondary education data collection program of interrelated surveys for the National Center for Education Statistics (NCES), a part of the Institute for Education Sciences within the United States Department of Education.

**International Student** - A student who is not a citizen or a permanent resident of the United States.

**Junior** - A grade level/classification for a student who has completed more than 60 but fewer than 90 credit hours.

**Library Learning Commons (LLC)** - Serves as an educational, informational, and cultural resource center for Chadron State College and the surrounding community by offering assistance through tutors, work-shops, computer programs, or audiovisual equipment.

**Loan** - Money awarded to a student to fund his/her education and that is required to be repaid.

**Major** - A student's chosen field of study. It usually requires the successful completion of a specified number of credit hours.

**Master's Degree** - A statement of accomplishment awarded for the successful completion of a prescribed graduate program of study. This means that required credits have been earned.

**Matriculation Fee** - Every student who enrolls for the first time at Chadron State College shall pay a one-time matriculation fee. The fee is used to establish a student's record and is non-refundable unless the student is denied admission to CSC.

**Minor** - Designated as a specific number of credit hours in a secondary field of study.

**National Collegiate Athletic Association (NCAA)** - A non-profit association that regulates athletes, institutions, conferences, organizations, and individuals. It also organizes the athletic programs of many colleges and universities in the United States and Canada, and helps college student athletes who compete annually in college sports. Chadron State College, as an NCAA Division II school, may offer scholarships to athletes for playing in a sport.

**National Register of Historic Places** - An official list of the Nation's historic places worthy of preservation. Authorized by the National Historic Preservation Act of 1966, the National Park Service's National Register of Historic Places is part of a national program to coordinate and support public and private efforts to identify, evaluate, and protect America's historic and archeological resources.

**National Survey of Student Engagement (NSSE)** - A survey mechanism used to measure the level of student participation at universities and colleges as it relates to learning and engagement. The survey targets first-year and senior students.

**Nebraska State College System (NSCS)** - The governing body of Nebraska's three public colleges (Chadron State, Peru State, and Wayne State). It is not part of the University of Nebraska System.

**Non-Degree Seeking Student** - A student who does not wish to pursue a degree. A student in this classification may take courses for purposes such as certification, self-improvement, or employment requirements.



**Off-Campus Onsite Course** - A course conducted in a classroom geographically separate from the CSC campus in Chadron, Nebraska. These locations do not have a full range of administrative and student services. A facility may provide access to instruction that requires student attendance at a physical location that receives interactive video or other forms of web-based instruction.

**Out-of-State Student** - A student who is not a Nebraska resident.

**Parent Loan for Undergraduate Students (PLUS)** - A loan available for parents of dependent undergraduate students to help fund educational expenses. Parents may borrow up to the total cost of attendance, less financial aid. Monies are to be used for educational expenses.

**Part-Time Graduate Student** - A graduate student enrolled in fewer than nine credit hours per semester is considered to be taking an academic part-time load.

**Part-Time Undergraduate Student** - An undergraduate student who is enrolled in fewer than 12 credit hours per semester is considered to be taking an academic part-time load.

**Prairie Public** – A comparison group used in the National Survey of Student Engagement (NSSE) that contains 41 public colleges and universities within a Plains geographic region, defined as the states of Iowa, Kansas, Minnesota, Missouri, Nebraska, North Dakota, and South Dakota.

**Pre-Professional Program** - Students may pursue programs such as pre-law, pre-engineering, or pre-med before transferring to a professional school. Pre-professional programs last from one to four years, depending upon the profession, professional schools, and the student's specific academic and extra-curricular interests.

**Race/Ethnicity** - Categories that were developed in 1997 by the Office of Management and Budget (OMB) and are used to describe groups to which individuals belong, identify with, or belong to in the eyes of the community. The categories do not denote scientific definitions or anthropological origins. The designations are used to categorize U.S. citizens, resident aliens, and other eligible non-citizens. Categories include: nonresident alien; Hispanic or Latino; American Indian or Alaska Native; Asian; Black or African American; Native Hawaiian or Other Pacific Islander; White; Two or More Races; and Race and Ethnicity Unknown.

**Race/Ethnicity Unknown** - Category used to classify students or employees whose race/ethnicity is not known and whom institutions are unable to place in one of the specified racial/ethnic categories.

**Records Fee** - Provides funding to offset the cost of managing student records.

**Retention** - A process wherein efforts are made to induce students who have registered for a fall semester to register again the following fall semester.

**SAT** - Acronym for the Scholastic Aptitude Test, which is designed to measure a student's level of knowledge in basic areas such as math, evidence-based reading and writing, and essay. Colleges may require the results of either the American College Test (ACT) or the SAT before granting admission.

**Satisfactory Academic Progress (SAP)** - Federal Financial Aid regulations require financial aid recipients to make satisfactory academic progress toward the completion of a degree. In order to be awarded and retain financial aid, recipients must comply with all the Satisfactory Academic Progress (SAP) requirements for the fall, spring, and summer terms as outlined in the SAP Policy.

**Scholarship** - A grant or payment made to support a student's education, awarded on the basis of academic or other achievement.

**Second Major** - A student may earn multiple majors simultaneously at Chadron State College by satisfying the requirements for each major as outlined by the institution. Only one degree is granted, although all completed majors are recognized on the student's transcript.

**Semester Calendar System** - A calendar system that consists of two semesters during the academic year, with about 16 weeks for each semester. There may be an additional summer session.



## GLOSSARY

---

**Senior** - A grade level/classification for a student who has 90 or more completed credit hours.

**Service Area** - The territory in which the College provides services.

**Sophomore** - A grade level/classification for a student who has completed more than 30 but fewer than 60 credit hours.

**Student Services** - Encompasses several departments that support student success; emotional and physical health; and cultural, social, and intellectual development outside the context of the formal classroom. These include Admissions, Enrollment, Financial Aid, Health, Counseling, Student Activities, Career Guidance, Intramurals, Clubs and Organizations.

**Summer Session** - A term that is shorter than a regular semester and is part of the academic year. The institution may have two or more sessions occurring in the summer months.

**Technology Fee** - Provides funding to support general access computer lab hardware and software, the campus network, and the DS3 Internet connection, and to provide technical support.

**Title IX** - Title IX is the federal law prohibiting sex discrimination in educational institutions. It is from the Higher Education Act of 1965, amended in 1972 and 1987. Title IX forbids sex discrimination in all college student services and academic programs, including but not limited to, admissions, financial aid, academic advising, housing, athletics, recreational services, college residential life programs, health services, counseling and psychological services, Records Office, classroom assignments, grading and discipline.

**Transfer Student** - A student entering Chadron State College for the first time who is known to have previously attended a postsecondary institution at the same level (i.e., undergraduate, graduate). This includes new students enrolled in the fall term who transferred into the institution the prior summer term. The student may transfer with or without credit.

**Transitional Studies** - A program that prepares students for success in entry-level college courses.

**Tuition** – Amount of money charged for teaching or instruction by a school, college, or university.

**Undergraduate** - A student who has not yet earned a bachelor's degree.

**Unduplicated Headcount** - The sum of students enrolled for credit, with each student counted only once during the reporting period regardless of when the student enrolled.

**Work Study** - A need-based employment program that allows students to work for the college itself, and which is supported by federal and state monies. Students may qualify for this program if they demonstrate a need for financial aid.