

2024-2025

Chadron State College



First Destination Report

2024-2025

CHADRON STATE COLLEGE FIRST DESTINATION REPORT

Each year the Office of Career and Academic Planning Services produces a report about the previous year's graduates. This report covers graduates that received Bachelor's or Master's degrees. This information is intended to assist currently enrolled and prospective students in selecting academic majors and making career decisions. Information was collected through the use of a survey sent to graduates three months after graduating. An electronic survey was also available at graduation rehearsal and noted in the mailing.

This report represents 24% of bachelor's degrees graduates and 18% of master's degree graduates.

Chadron State College truly prepared me for success far beyond the classroom. What made my experience so meaningful were the authentic relationships I built with professors and staff who genuinely cared about me as both a student and a person. They created an environment where I felt supported, challenged, and encouraged to grow. Even after I graduated, my professors have continued to show support in my adult life.

Chadron State College didn't just prepare me for a career, it helped shape who I am today, giving me the confidence to pursue my goals and the foundation to succeed in whatever comes next.

Rylee Greiman
BS Psychology, Minor in FCS/Child and Family Fall 2022
MSOM Spring 2024



2024-2025

OVERVIEW OF GRADUATES

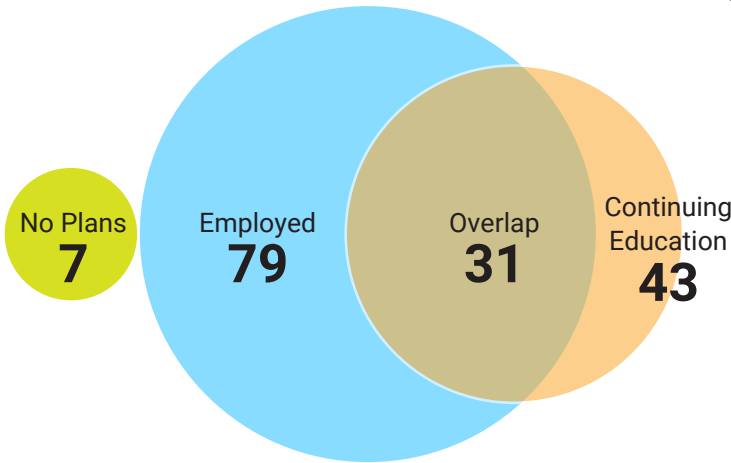
Post-Graduate Plans



Employment	79	76%
Continuing Education	43	41%
No Plans Yet	7	7%



464
Graduates




Overall Response Rate



22%
104
Students

Career Outcome Rate includes employment plans, continuing education plans, or military/volunteer service plans.



93%
Career
Outcome Rate

2024-2025

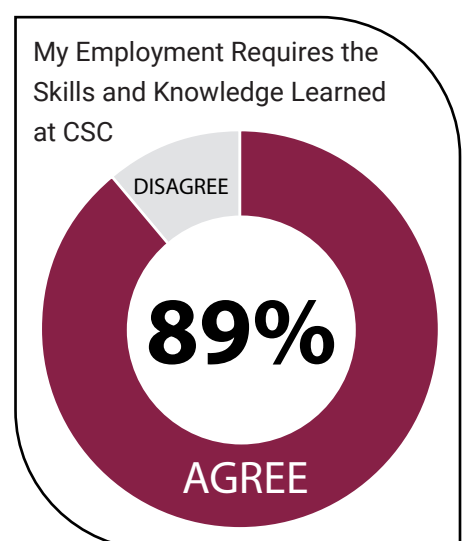
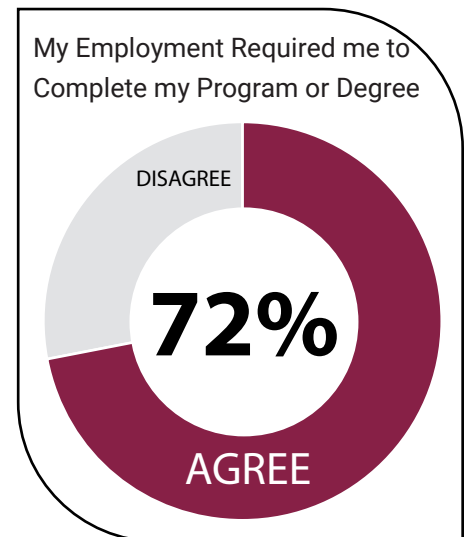
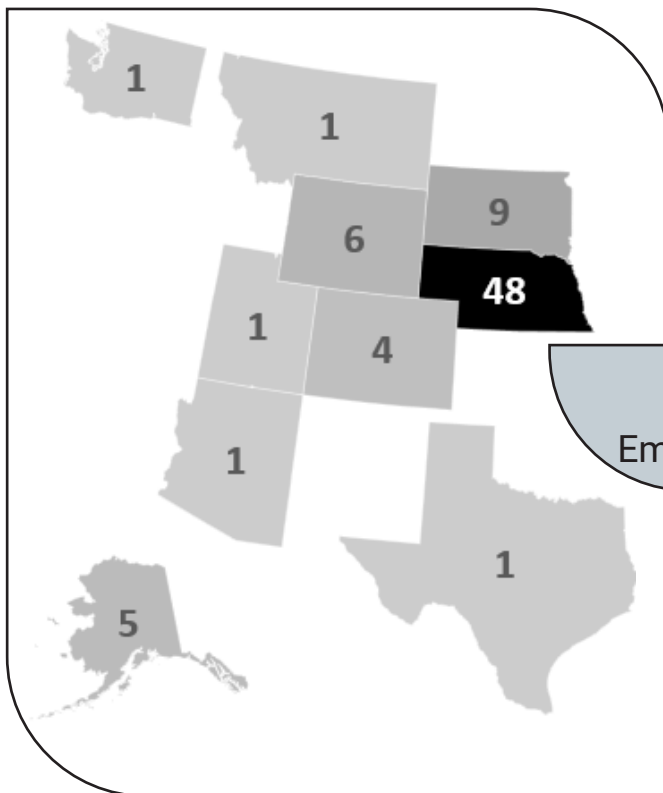
ACADEMIC SCHOOL SUMMARY

Academic School	Total Graduates	Responded	Response Rate	Have Post-Grad Plans	Career Outcome Rate
Business, Math and Science	128	29	23%	26	90%
Liberal Arts	54	22	41%	22	100%
Professional Studies	145	29	20%	27	93%
Academic Studies	18	3	17%	2	67%
Graduate Studies	119	21	18%	20	95%
Grand Total	464	104	22%	97	93%



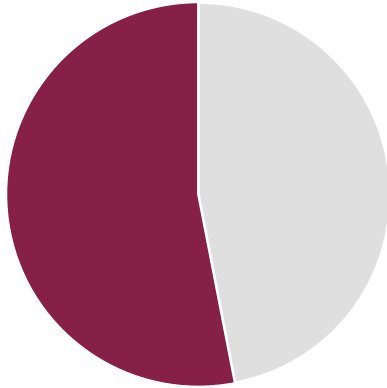
Employment

Of those with Employment plans:



Continuing Education

Of the 43 graduates with continuing education plans:



Planning to continue education but not yet enrolled **53%**

Enrolled in continuing education program or graduate school **47%**



**CHADRON
STATE COLLEGE**

Continuing Education Institutions

Chadron State College	10
Undecided	7
University of Nebraska Medical Center	4
University of Nebraska - Kearney	2
University of Nebraska-Lincoln	2
American College of Education	1
Concordia University	1
CPE	1
CU Boulder	1
Edgemont School District	1
Iowa State University	1
Japanese Masters School	1
Liberty University	1
Minnesota State University-Mankato	1
Palmer Chiropractic College	1
Penn State University	1
Saint George University	1
Salt Lake City	1
SMU	1
Texas Christian University	1
University of Canterbury	1
University of South Dakota	1
UTRGV	1